



2019 LHSAA 1A-2A Outdoor Championships

May 3, 2019

[Back to Timetable](#)

🏆 RESULTS

B. Moore Track & C. Maddox Field House - Site License 5/3/2019 - 7:56 PM
 LHSAA/Allstate Sugarbowl Track & Field Meet - 5/3/2019
 Friday, Classes 1A & 2A
 Bernie Moore Track, LSU Campus

Event 62 Girls 200 Meter Dash 2A

```
=====
CLASS: # 24.32 1999                Shamekia Louis, Acad.Sacred Hrt. GC
COMPOSITE: * 23.73 5/9/2015      Hannah Jackson, Huntington 4A
Name                                Year School                                Finals Wind Points
=====
```

Finals

Rank	Name	Year	School	Finals	Wind	Points
1	Simone Pierre		Mlk Charter	25.37	1.2	10
2	Shekayla Miller		Ferriday	25.87	1.2	8
3	Destiny Hargrove		Delhi Charter	26.01	1.2	6
4	Kayden Coward		Ville Platte	26.32	1.2	4
5	Amari Ashford		Patrick Taylor	26.39	1.2	2
6	Dyamond Cowen		Northeast	26.40	1.2	1
7	Kamryn Thomas		Met Park	26.68	1.2	
8	Robbon Turner		Lake Arthur	26.76	1.2	
9	Latoya Johnson		Mangham	26.77	1.2	

Women - 2A - Team Rankings - 16 Events Scored

```
=====
```

1) St. Katharine Drexel	46	2) EPISCOPAL, BR	45
3) DELCAMBRE	35	4) Port Allen	33
5) St. Thomas Aquinas	31	5) Holy Savior Menard	31
7) FERRIDAY	28	7) Patrick Taylor	28
9) Amite	25	9) DELHI CHARTER	25
11) MLK Charter	20	12) Mansfield	16
13) Louise McGehee	14	14) St. Helena Central	10
14) Ascension Episcopal	10	14) Rapides	10
17) LAKE ARTHUR	9	17) MANGHAM	9
19) Catholic - NI	8	19) DUNHAM	8
19) D'Arbonne Woods	8	22) KINDER	6

```
=====
```



27) NORTHLAKE CHRISTIAN	4	30) PINE	2
31) POPE JOHN PAUL	1	31) Red River	1
31) MANY	1	31) Rayville	1
31) Welsh	1		

Bernie Moore Track & C. Maddox Field House - Site License 5/3/2019 - 7:56 PM
 LHSA/Allstate Sugarbowl Track & Field Meet - 5/3/2019
 Friday, Classes 1A & 2A
 Bernie Moore Track, LSU Campus

Event 62 Girls 200 Meter Dash 2A

CLASS: # 24.32 1999 Shamekia Louis, Acad.Sacred Hrt. GC
 COMPOSITE: * 23.73 5/9/2015 Hannah Jackson, Huntington 4A
 Name Year School Finals Wind Points

Name	Year	School	Finals	Wind	Points
1 Simone Pierre		MLK Charter	25.37	1.2	10
2 Shekayla Miller		Ferriday	25.87	1.2	8
3 Destiny Hargrove		Delhi Charter	26.01	1.2	6
4 Kayden Coward		Ville Platte	26.32	1.2	4
5 Amari Ashford		Patrick Taylor	26.39	1.2	2
6 Dyanmond Cowen		Northeast	26.40	1.2	1
7 Kamryn Thomas		Met Park	26.68	1.2	
8 Robbon Turner		Lake Arthur	26.76	1.2	
9 Latoya Johnson		Mangham	26.77	1.2	

Women - 2A - Team Rankings - 16 Events Scored






1) St. Katharine Drexel	46	2) EPISCOPAL, BR	45
3) DELCAMBRE	35	4) Port Allen	33
5) St. Thomas Aquinas	31	5) Holy Savior Menard	31
7) FERRIDAY	28	7) Patrick Taylor	28
9) Amite	25	9) DELHI CHARTER	25
11) MLK Charter	20	12) Mansfield	16
13) Louise McGehee	14	14) St. Helena Central	10
14) Ascension Episcopal	10	14) Rapides	10
17) LAKE ARTHUR	9	17) MANGHAM	9
19) Catholic - NI	8	19) DUNHAM	8
19) D'Arbonne Woods	8	22) KINDER	6
22) Metairie Park Country Day	6	22) Riverside	6
25) Ville Platte	5	25) Newman, Isidore	5
27) Northeast	4	27) Oakdale	4



31) Welsh

1

LSU Track & Field

-  Home
-  Meet Info
-  Twitter
-  Instagram
-  Facebook

Delta Timing

-  Home
-  All Results
-  Twitter

© 2016 Delta Timing Group Inc.

Results are not to be reproduced without express written permission.