



# 2019 LHSAA 1A-2A Outdoor Championships

May 3, 2019

[Back to Timetable](#)

## 🏆 RESULTS

B. Moore Track & C. Maddox Field House - Site License      5/3/2019 - 7:56 PM  
 LHSAA/Allstate Sugarbowl Track & Field Meet - 5/3/2019  
 Friday, Classes 1A & 2A  
 Bernie Moore Track, LSU Campus

Event 58 Girls 300 Meter Hurdles 2A

```
=====
CLASS: # 43.34 5/4/2018 Alia Armstrong, St. Katharine
COMPOSITE: * 42.63 2013 Ka'lynn Jupiter, Donaldsonville 3A
Name Year School Finals Points
=====
```

### Finals

Rank	Name	Year	School	Finals	Points
1	Alia Armstrong		St. Katharine	42.60*	10
2	Nyheila Ellis		Delcambre	47.17	8
3	Sophie Moreaux		Dunham	47.25	6
4	Aly Jo Warren		Holy Savior Menard	48.52	4
5	Gabrielle Alphonse		Patrick Taylor	48.89	2
6	T'Aira Haynes		Mangham	49.99	1
7	Niya James		Mangham	50.29	
8	Brandy Washington		West St. Mary	52.98	
9	Khloe Colar		St. Katharine	54.02	

### Women - 2A - Team Rankings - 16 Events Scored

```
=====
```

1) St. Katharine Drexel	46	2) EPISCOPAL, BR	45
3) DELCAMBRE	35	4) Port Allen	33
5) St. Thomas Aquinas	31	5) Holy Savior Menard	31
7) FERRIDAY	28	7) Patrick Taylor	28
9) Amite	25	9) DELHI CHARTER	25
11) MLK Charter	20	12) Mansfield	16
13) Louise McGehee	14	14) St. Helena Central	10
14) Ascension Episcopal	10	14) Rapides	10
17) LAKE ARTHUR	9	17) MANGHAM	9
19) Catholic - NI	8	19) DUNHAM	8
19) D'Arbonne Woods	8	22) KINDER	6



27) NORTHLAKE CHRISTIAN	4	30) PINE	2
31) POPE JOHN PAUL	1	31) Red River	1
31) MANY	1	31) Rayville	1
31) Welsh	1		

Bernie Moore Track & C. Maddox Field House - Site License 5/3/2019 - 7:56 PM  
 LHSAA/Allstate Sugarbowl Track & Field Meet - 5/3/2019  
 Friday, Classes 1A & 2A  
 Bernie Moore Track, LSU Campus

Event 58 Girls 300 Meter Hurdles 2A

=====  
 CLASS: # 43.34 5/4/2018 Alia Armstrong, St. Katharine  
 COMPOSITE: \* 42.63 2013 Ka'lynn Jupiter, Donaldsonville 3A  
 Name Year School Finals Points  
 =====

Finals

1	Alia Armstrong	St. Katharine	42.60*	10
2	Nyheila Ellis	Delcambre	47.17	8
3	Sophie Moreaux	Dunham	47.25	6
4	Aly Jo Warren	Holy Savior Menard	48.52	4
5	Gabrielle Alphonse	Patrick Taylor	48.89	2
6	T'Aira Haynes	Mangham	49.99	1
7	Niya James	Mangham	50.29	
8	Brandy Washington	West St. Mary	52.98	
9	Khloe Colar	St. Katharine	54.02	

=====  
 Women - 2A - Team Rankings - 16 Events Scored  
 =====






1) St. Katharine Drexel	46	2) EPISCOPAL, BR	45
3) DELCAMBRE	35	4) Port Allen	33
5) St. Thomas Aquinas	31	5) Holy Savior Menard	31
7) FERRIDAY	28	7) Patrick Taylor	28
9) Amite	25	9) DELHI CHARTER	25
11) MLK Charter	20	12) Mansfield	16
13) Louise McGehee	14	14) St. Helena Central	10
14) Ascension Episcopal	10	14) Rapides	10
17) LAKE ARTHUR	9	17) MANGHAM	9
19) Catholic - NI	8	19) DUNHAM	8
19) D'Arbonne Woods	8	22) KINDER	6
22) Metairie Park Country Day	6	22) Riverside	6
25) Ville Platte	5	25) Newman, Isidore	5
27) Northeast	4	27) Oakdale	4



31) Welsh

1

#### LSU Track & Field

-  Home
-  Meet Info
-  Twitter
-  Instagram
-  Facebook

#### Delta Timing

-  Home
-  All Results
-  Twitter

---

© 2016 Delta Timing Group Inc.

Results are not to be reproduced without express written permission.