

# Staying Creative With Mr. Izzo



## MAKING ART AT HOME

Elementary Art Class with Mr. Izzo

<b>Allard</b>	Grades K-4	<i>Days 2 &amp; 3</i>
<b>Hyde</b>	Grades K-4	<i>Days 1 &amp; 4</i>
<b>Brooks</b>	Adapted Art	<i>Day 5</i>

Hello to all my Art class students and their families,

I hope this note finds you well. As we all learn to adjust to the current situation, my plan is to offer some ideas to help you stay creative at home. Below you will find two boards that are filled with art related options for all grades K-4. I understand that you will be working on other core subjects and special areas subjects as well. The beautiful thing about art is that you can create art just about anywhere. You can use a kitchen table, minimal supplies, or even found-objects to create art. Art can be found in nature and in everyday life.

My goal here is not to overwhelm anyone with “more stuff to do,” but rather help you stay active in the visual arts as if we were thinking creatively in the classroom at school. One of my favorite things to do as a child was to make art at home.

The items below are meant for each grade level based on your own ability. If you want to challenge yourself, you can do that as well. On your typical art “day,” pick an item to do. This can take a few minutes or as long as you’d like to complete the assignment (because sometimes artists need a little extra time to make it just right.)

When you are finished with them, if you would like to share your favorite activity before school resumes, you can take a picture of it or write me an email about it.


Parents, if you have any questions, please feel free to reach me at [sizzo@moonarea.net](mailto:sizzo@moonarea.net)

I look forward to the day we can all be back together again in the art room. Stay safe everyone!

-Mr. Izzo



# Elementary Art Class Choice Board 1

Pick one activity for the day you normally have art class!

<p>Use playdough to create your own sculpture, favorite animal or person.</p>	<p>Gather rocks, sticks, leaves around your yard. Arrange your materials into a design, picture or a portrait.</p> 	<p>Visit Art Hub for Kids on YouTube. Pick a video of your choice and draw along.</p>	<p>Practice your skills through Google Quick Draw.</p>	<p>Visit Scholastic Learn at Home <a href="https://classroommagazines.scholastic.com/support/learnathome.html">https://classroommagazines.scholastic.com/support/learnathome.html</a></p>
<p>There's a million fish in the sea! Create our own fish, give it a name and design it's environment.</p>	<p>Create marbled paper using shaving cream and food coloring. Video: <a href="https://www.youtube.com/watch?v=65e5hKRPEnA">https://www.youtube.com/watch?v=65e5hKRPEnA</a></p>	<p>Sort items by color groups: Primary, secondary, warm/cool or create the rainbow.</p> 	<p>Check out Cassie Stephen's art blog at <a href="https://cassiestephens.blogspot.com/">https://cassiestephens.blogspot.com/</a> for amazing projects and Robot Week!</p>	<p>Use your Legos as stamps and create a picture. Check out: <a href="https://frugalfun4boys.com/lego-stamping-its-art-with-bricks/">https://frugalfun4boys.com/lego-stamping-its-art-with-bricks/</a></p>
<p>Make a necklace out of pasta.</p>	<p>Cut out facial features from magazines and paste to create a funny looking face.</p>	<p><b>FREE DRAW</b> Use your <b>IMAGINATION</b></p> 	<p>Check out lunch doodles with Mo Williems daily on YouTube. <a href="https://www.kennedy-center.org/education/mo-willems/">https://www.kennedy-center.org/education/mo-willems/</a></p>	<p>Draw and color a picture with only COOL colors (Greens, Purples, and Blues)</p>
<p>Use found objects to make a sculpture: paper rolls, foil, recyclables, etc.</p>	<p>Draw and color a picture with only warm colors (Reds, Oranges, and Yellows)</p>	<p>Be an architect! Use Legos or blocks to engineer your own sculpture.</p>	<p>Draw your favorite teacher as a cartoon. <a href="https://www.youtube.com/watch?v=nDTAzOrH4AM">https://www.youtube.com/watch?v=nDTAzOrH4AM</a></p>	<p>Make a new kind of candy. Design a candy bar and wrapper.</p>

# Elementary Art Class Choice Board 2

Pick one activity for the day you normally have art class!

<p>Learn about your favorite artist through Art with Mati &amp; Dada on YouTube.  <a href="https://www.youtube.com/results?search_query=art+with+mati+and+dada+">https://www.youtube.com/results?search_query=art+with+mati+and+dada+</a></p>	<p>Draw everyday with Author/Illustrator or JJK  <a href="https://www.youtube.com/watch?v=p8yhH7AHty8&amp;list=PLg9gpgNtuVmFtiOcVWct6JBPtYDKvqfE&amp;index=2&amp;t=0s&amp;app=desktop">https://www.youtube.com/watch?v=p8yhH7AHty8&amp;list=PLg9gpgNtuVmFtiOcVWct6JBPtYDKvqfE&amp;index=2&amp;t=0s&amp;app=desktop</a></p>	<p>Create something without using your hands.</p>	<p>Draw a cartoon mouth and take a picture with your pet or stuffed animal.</p> 	<p>Visit <a href="http://artk12.com">artk12.com</a> and complete the Starry Night Puzzle.  <a href="https://artk12.com/?s=starry+night+puzzle">https://artk12.com/?s=starry+night+puzzle</a></p>
<p>Draw a spring flower and fill it with zentangle designs.  <a href="https://www.youtube.com/watch?v=jVvL8G0wuVs">https://www.youtube.com/watch?v=jVvL8G0wuVs</a></p>	<p>Watch a Bob Ross Joy of Painting and tell someone about it.</p>	<p>Make a paintbrush from nature.</p>	<p>Review the Elements of Art at  <a href="https://www.youtube.com/watch?v=BDePyEFT1gQ&amp;list=PLiOil1qP-cMURN8baOr3QWfySmljqKlj">https://www.youtube.com/watch?v=BDePyEFT1gQ&amp;list=PLiOil1qP-cMURN8baOr3QWfySmljqKlj</a></p>	<p>Create a cardboard mask out of anything you can find around the house.</p>
<p>Gather 3-5 objects on a table and draw a still life inspired by Paul Cezanne.  <a href="https://www.youtube.com/watch?v=OFAyglFImuw">https://www.youtube.com/watch?v=OFAyglFImuw</a></p>	<p>Combine a plant and an animal to create a new species.          (Ex: Giraffodil is a giraffe and a daffodil)</p>	<p><b>FREE DRAW</b>          Use your <b>IMAGINATION</b></p> 	<p>Create and draw a Mechanical. An animal that is combined with a machine.</p>	<p>Make an origami box.  <a href="https://www.youtube.com/watch?v=WtM6jA0TYoc">https://www.youtube.com/watch?v=WtM6jA0TYoc</a></p>
<p>Your assignment today is to visit the Metropolitan Museum of Art in New York City.  <a href="https://www.metmuseum.org/art/online-features/metkids/">https://www.metmuseum.org/art/online-features/metkids/</a></p>	<p>Cut a piece of paper into a 6" square. Make an origami dog.  <a href="https://www.youtube.com/watch?v=wWVppdfYOx8">https://www.youtube.com/watch?v=wWVppdfYOx8</a></p>	<p>Using a mirror, draw a self-portrait. Use as many details as possible.</p>	 <p>Hunt for letters around your house to create your own alphabet. Draw, take photos or collage.</p>	<p>Search for a shape throughout your home. Draw or create a photo collage.</p> 