


# La Hora

¿Qué hora es?



**Senorita Fisher**



# La Hora

¿Qué hora es? What time is it?

In Spanish, we use the verb “**ser**” to tell time.



**Es** la una. **It is one o'clock.**

(When telling time, always use “one” in the feminine form)



**Son** las dos. **It is two o'clock.**

(Use the plural form of “ser” because two is plural.)



**Son** las tres. **It is three o'clock.**

# La Hora

¿Qué hora es?



# La Hora

¿Qué hora es?



Son las \_\_\_\_\_.



Son las \_\_\_\_\_.



Son las \_\_\_\_\_.



Son las \_\_\_\_\_.



Son las \_\_\_\_\_.



Es la \_\_\_\_\_.



# La Hora

¿Qué hora es?



\_\_\_\_\_.



\_\_\_\_\_.



\_\_\_\_\_.



\_\_\_\_\_.



\_\_\_\_\_.



\_\_\_\_\_.





# La Hora

¿Qué hora es?



Son las nueve.



Son las siete.



Son las once.



Son las cinco.



Son las ocho.



Es la una.

# La Hora

¿Qué hora es?



# La Hora

¿Qué hora es?



Son las \_\_\_\_\_.



Son las \_\_\_\_\_.



**Es** la \_\_\_\_\_.



Son las \_\_\_\_\_.



Son las \_\_\_\_\_.



Son las \_\_\_\_\_.





# La Hora

¿Qué hora es?



\_\_\_\_\_.



\_\_\_\_\_.



\_\_\_\_\_.



\_\_\_\_\_.



\_\_\_\_\_.



\_\_\_\_\_.



# La Hora

¿Qué hora es?



# La Hora Telling time past the hour

To express time after the hour, use “**y**” and add the number of minutes to the hour.



Son las cuatro **y** cinco.  
(It's four **and** five.)



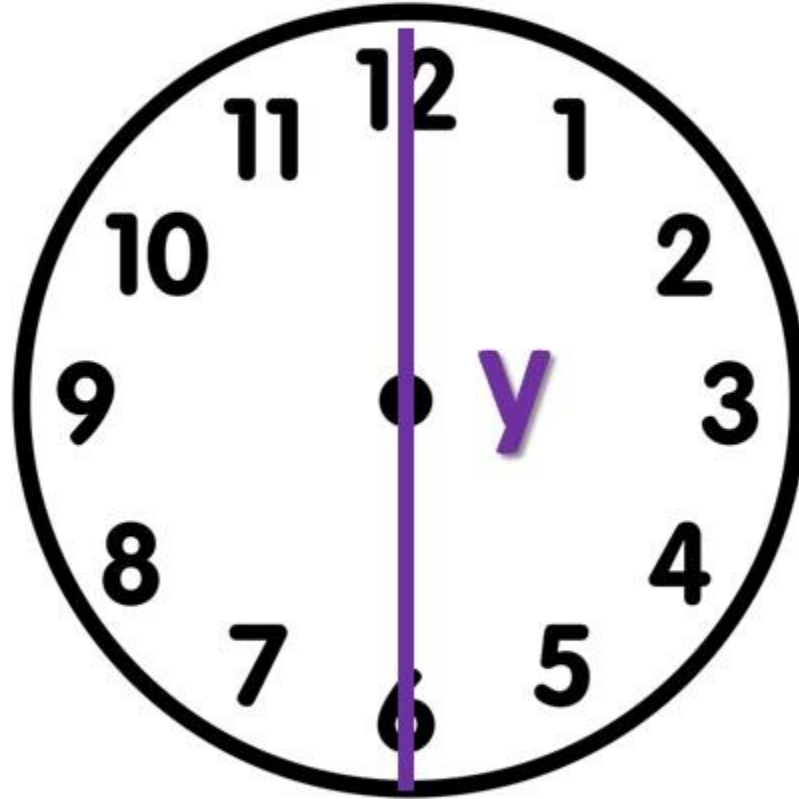
Son las cinco **y** diez.  
(It's five **and** ten.)




Son las seis **y** veinte.

# La Hora

Telling time **past** the hour



If the minute hand falls between 1 and 30 minutes, use “y”





# La Hora Using “cuarto” & “media”

You can also use “**cuarto**” for quarter past the hour & “**media**” for half past the hour instead of quince & treinta.



Son las once y **cuarto**.

(It's eleven and a quarter.)



Son las nueve y **media**.

(It's nine and a half.)



# La Hora

¿Qué hora es?



# La Hora

¿Qué hora es?

1.  Son las \_\_\_\_\_.

2.  Son las \_\_\_\_\_.

3.  Es la \_\_\_\_\_.

4.  Son las \_\_\_\_\_.

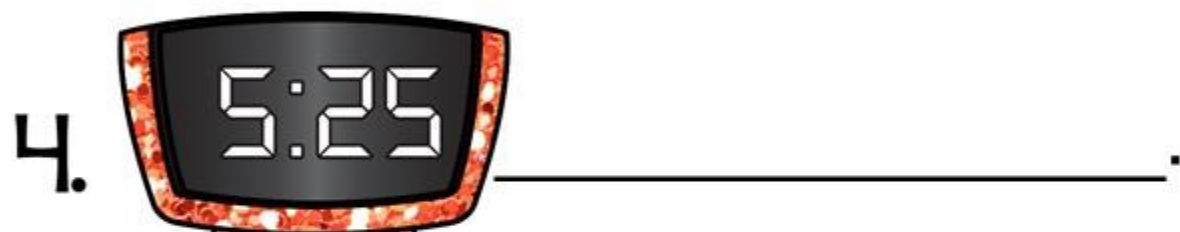
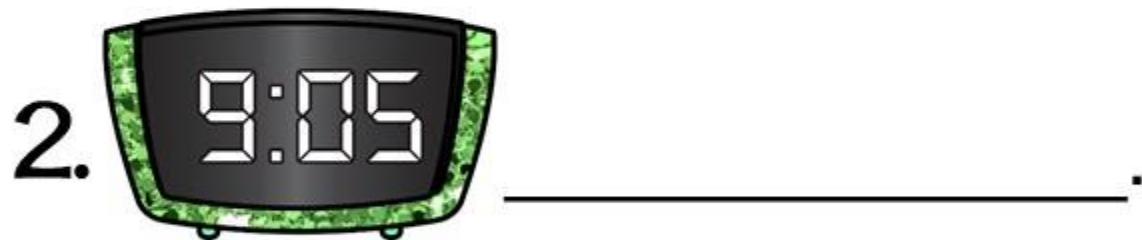
5.  Son las \_\_\_\_\_.

6.  Son las \_\_\_\_\_.



# La Hora

¿Qué hora es?





# La Hora

¿Qué hora es?



Son las **ocho y diez**.



Son las \_\_\_\_\_.  
**cinco y veinticinco**



Son las **nueve y cinco**.



Son las \_\_\_\_\_.  
**doce y media**



Es la **una y veinte**.



Son las \_\_\_\_\_.  
**cuatro y cuarto**

# La Hora Telling time before the hour

To express time before the hour, use “**menos**” and subtract the number of minutes from the next hour.



Son las diez **menos** veinte.

(It's ten **minus** twenty.)



Son las seis **menos** cinco .

(It's six **minus** five.)




Son las tres **menos** cuarto.


(It's three **minus** a quarter.)

# La Hora

Telling time **before** the hour



If the minute hand falls between 31 - 59 minutes, use "menos"



# La Hora

¿Qué hora es?





# La Hora

¿Qué hora es?

1.  Son las \_\_\_\_\_.

2.  Son las \_\_\_\_\_.

3.  Son las \_\_\_\_\_.

4.  Son las \_\_\_\_\_.


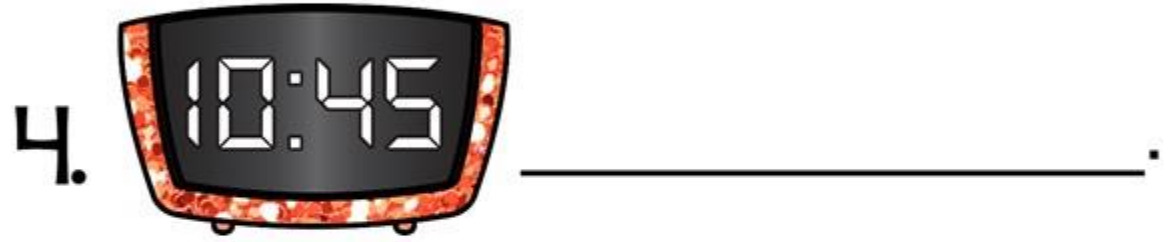

5.  Son las \_\_\_\_\_.

6.  **Es** la \_\_\_\_\_.



# La Hora

¿Qué hora es?



# La Hora

¿Qué hora es?



Son las dos  
menos cinco



Son las seis  
menos veinte



Son las doce  
menos veinticinco



4. Son las once  
menos cuarto



5. Son las diez  
menos diez



6. **Es** la una  
menos cuarto

# La Hora Expressing am & pm

Use the following phrases to express:  
in the morning, in the afternoon & in the evening



am

Son las diez **de la mañana.**



pm

Son las cuatro y media **de la tarde.**



pm

Son las once **de la noche.**





# La Hora Other time expressions

Use the following phrases to express midnight and noon



Es **la** medianoche.

("la" because noche is a feminine noun!)



Es **el** mediodía.

("el" because día is a masculine noun!)

# La Hora

¿A qué hora? At what time?

**a = at**



¿A qué hora es la fiesta? La fiesta es **a** las nueve. **It is at 9.**

¿A qué hora es la clase de español? Es **a** las dos. **It is at 2.**

Answer the following questions about your class schedule.


1. ¿A qué hora es la clase de ciencias? \_\_\_\_\_
2. ¿A qué hora es la clase de historia? \_\_\_\_\_
3. ¿A qué hora es la clase de matemáticas? \_\_\_\_\_



# Mi horario

Escribe tu horario en español. Be ready to answer the question "¿A qué hora es la clase de...?"

<u>Periodo</u> <i>primer</i>	<u>Curso</u> <i>español</i>	<u>Hora</u> <i>a las ocho y media</i>	<u>Profesor(a)</u> <i>Señor(a)</i>
1	Matemáticas		
2	Ciencias		
3	Lectura		
4	Educacion fisica		

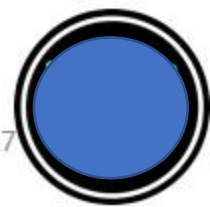




# Mi horario

Escribe tu horario en español. Be ready to answer the question ¿A qué hora es la clase de...?

<u>Periodo</u> <i>primer</i>	<u>Curso</u> <i>español</i>	<u>Hora</u> <i>a las ocho y media</i>	<u>Profesor(a)</u> <i>Señor(a)</i>
1	Matemáticas		
2	Ciencias		
3	Lectura		
4	Educacion fisica		
5			
6			
7			
8			





# Señora Lee - for the love of Spanish

SPANISH RESOURCES | TEACHER CREATED | CLASSROOM TESTED

## ABOUT



Hola! I'm Laura. I've been teaching Spanish for over 18 years, finding ways to captivate students so they'll share my love of Spanish and want to become fluent! Each of the 4 different schools (private + public) where I taught in Kentucky, South Carolina + Georgia required that I develop my own curriculum and create my own resources. Quality activities were hard to find!

I spent countless hours creating relevant and meaningful elementary and middle school resources that would engage students and get them speaking. They loved the speaking activities, bingo games and word searches so much that whenever I'd announce that we were about to do one, I would hear a resounding "Yes!" I realized that if my students were excited about these activities, others would be too.

I hope that by making these activities and resources available through my TeachersPayTeachers store, I'll enable you to have more time to focus on the aspects of teaching that you love and less time on creating materials. I want to make your job easier by equipping you with meaningful and fun activities that build the language skills of your students.

When I'm not creating resources and tutoring Spanish, I am usually on the beach, running, rooting for my alma mater (Clemson) at football games, looking for the best Mexican food or spending time with my husband and our 4 grown kids. My passion for exploring Spanish-speaking countries has led me to many fascinating destinations in Spain, Mexico and Peru.

I hope that my resources will make your time with your students more effective and fun!

♥ Señora Lee

# SEÑORA LEE for the love of Spanish

♥ SPANISH RESOURCES | TEACHER CREATED | CLASSROOM TESTED ♥

**THANK YOU** Thank you for your purchase. I hope you enjoy using this resource and your students have fun learning! Questions? Don't hesitate to communicate with me through the Q + A tab or email me at: [senorauralee@gmail.com](mailto:senorauralee@gmail.com). I can address any questions and revise the product if needed.

**FEEDBACK** Thank you for leaving feedback! Each rating and comment you leave helps me create better resources. I really appreciate your comments! Earn TpT credit and save money on future purchases.

## RELATED PRODUCTS



## BUNDLES



# MAKE . LEARNING. FUN.



## FOLLOW

Click here  to follow me and find out about new products, free resources + sale dates!  
Most new resources are 50% off for the first 48 hours!  
Find me on Facebook, Pinterest and Instagram!  
Visit [www.senoralee.com](http://www.senoralee.com) to read my blog.  
Subscribe to the newsletter and never miss an update!



## TERMS OF USE

Copyright @SeñoraLee-fortheLOVEofSpanish All rights reserved by author. This product is intended for classroom and personal use to be used by the original downloader only. Copying for more than one teacher, classroom, department, school, or school system is prohibited. This product may not be distributed or displayed digitally for public view and may not be uploaded to any website for download. Failure to comply is a copyright infringement and a violation of the Digital Millennium Copyright Act (DMCA).  
Clipart found in my resources is copyrighted and cannot be extracted and used outside of this file without permission or license. If you wish to tell others about this resource, please send them the resource's link so that they can download it directly from my TpT store.

## GRAPHICS

