

NAME:

DATE:

CLASS Pd:

PLOTTING WEATHER REPORTS

Plot each of these weather reports on the station model to the right.

Cloud Cover	4/10
Wind Direction:	South
Wind Speed:	15 knots
Air Pressure:	1011 millibars
Pressure Tendency:	Steady
Air Temperature:	82.4°F
Dew-Point Temp.	64.4° F
Present Weather	None



Cloud Cover:	10/10
Wind:	north, at 30 knots
Air Pressure:	1005, and falling
Air Temperature:	19.4°F
Dew-Point Temp	17.6° F
Present Weather:	snow

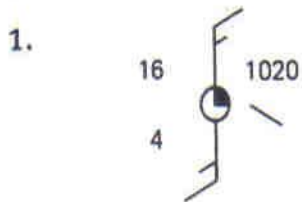


Cloud Cover:	9/10
Wind:	southeast, at 5 knots
Air Pressure:	996 millibars
Air Temperature:	60.8° F
Dew Point Temp	60.8° F
Present Weather	fog

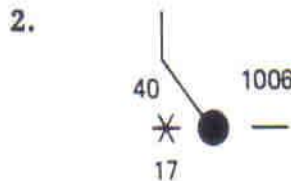


IMPOSSIBLE WEATHER REPORTS

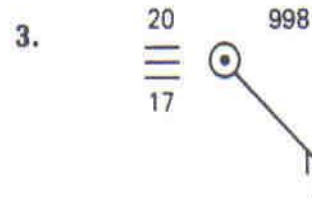
Identify the problem(s) for each report.



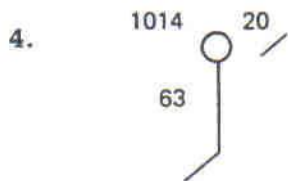
PROBLEM:



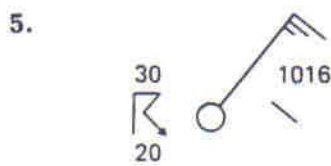
PROBLEM:



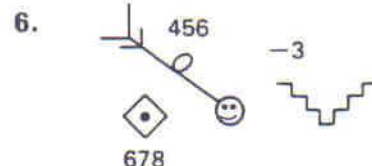
PROBLEM:



PROBLEM:



PROBLEM:



PROBLEM: