





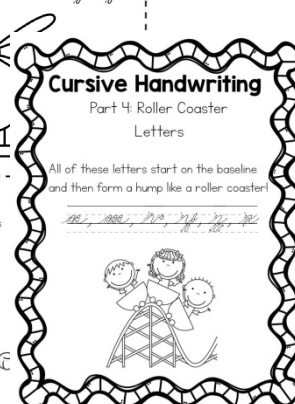
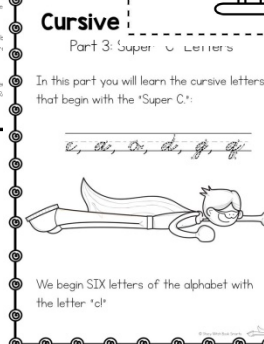





Janer-Bloser Style Cursive Handwriting

7 Different Covers

Systematic Introductions

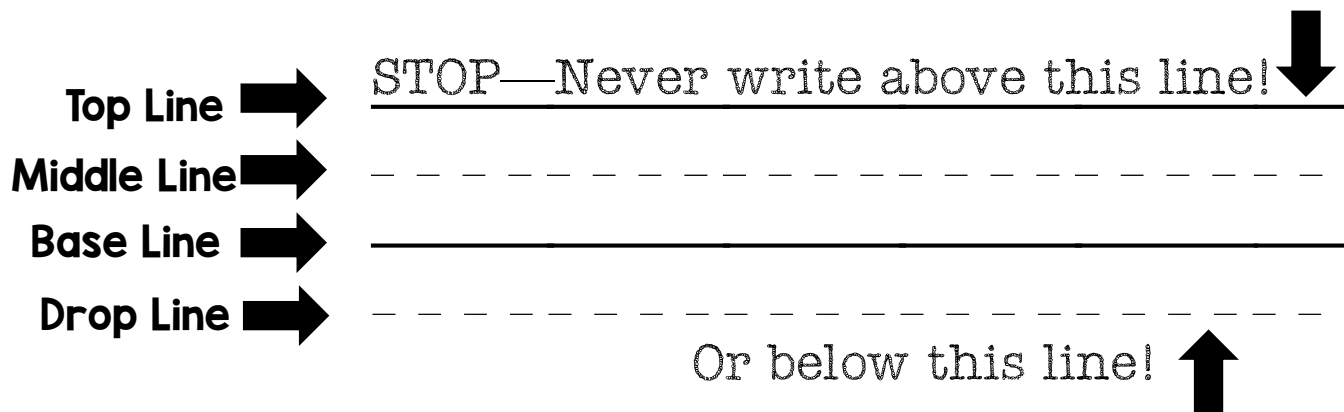
Meaningful Practice



*Cursive
Handwriting
Book*



Cursive Handwriting Introduction



Cursive letters can be group into four groups depending upon how the letters begin.

1. **Helicopter letters:** These letters all start on the base line, stop at the middle line, (except t, which goes to the top line) and go down again. i, j, p, r, s, t, u, and w are the helicopter letters.

i, j, p, r, s, t, u, w

2. **Loop Letters:** Loop letters start at the base line and make a loop either at the middle or top line. Loop letters are: e, l, h, b, f, k

e, l, h, b, f, k

3. **Super C Letters.** Super c letters all begin with the c and can be transformed into the other letters. Super C letters are c, a, o, d, q, and g.

c, a, o, d, q, g


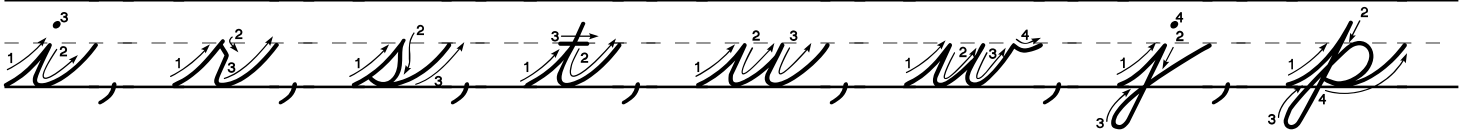
4. **Roller Coaster Letters** (or hump letters). All of these letters are formed by making humps—like a roller coaster! The Roller Coaster letters are n, m, v, y, z, and x.


n, m, v, y, z, x

Cursive Handwriting

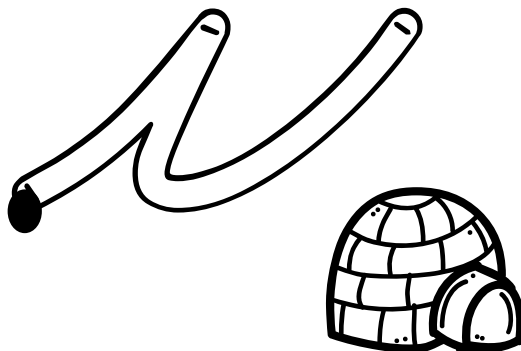
Part I: Helicopter Letters

These letters begin on the baseline, touch the middle line, (except t, which goes halfway between the middle and top line) and scoop down. When forming these letters you can think of the way a helicopter moves. A helicopter takes off straight up into the air and can make scoops and swoops as it flies.

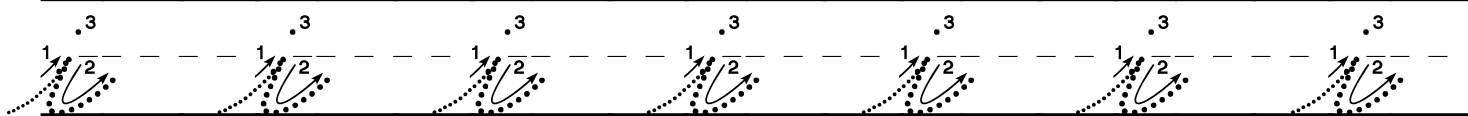




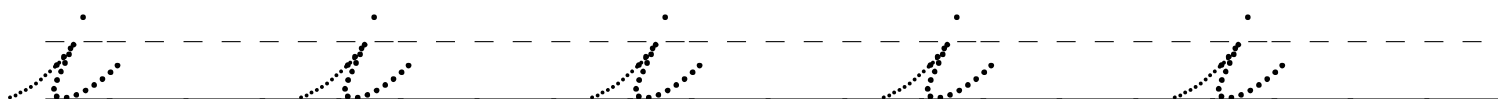

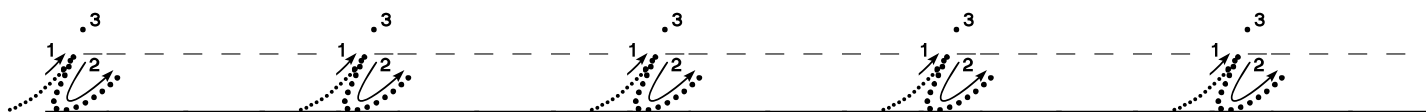
Color:




Trace.

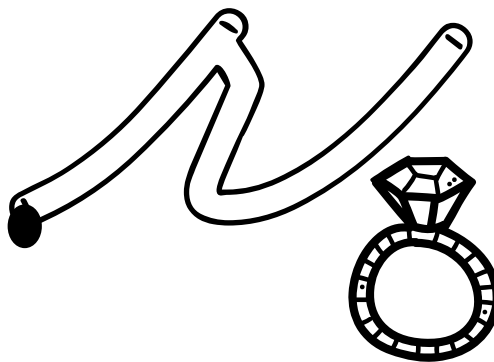


Trace and write.

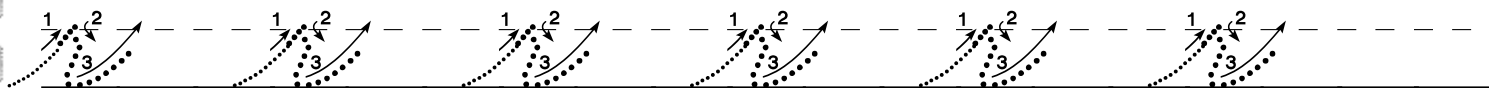





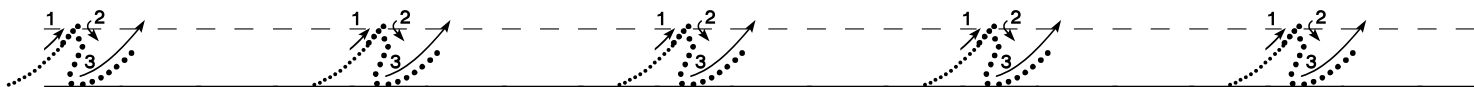
Color:




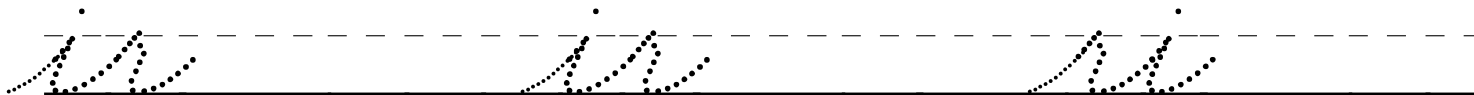
Trace.




Trace and write.

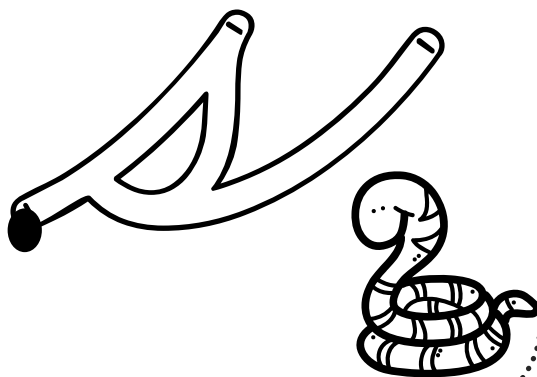


Practice Connecting. Trace and write.

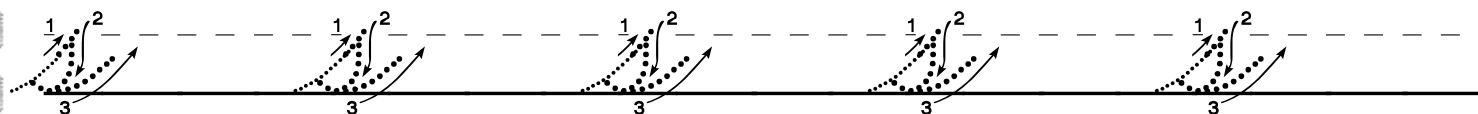





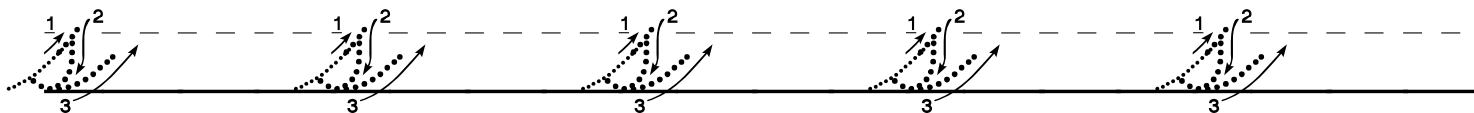
Color:



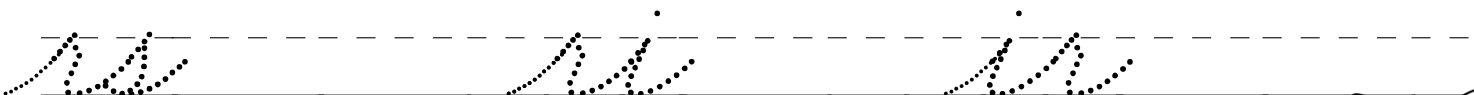
Trace.




Trace and write.




Practice Connecting. Trace and write.

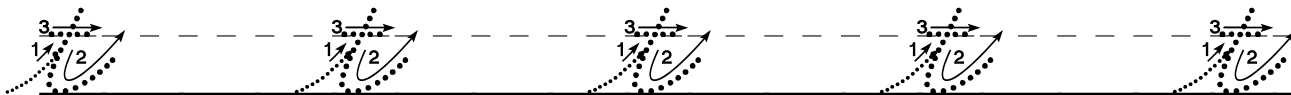






Color:



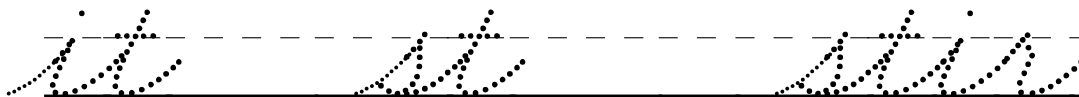
Trace.





Trace and write.

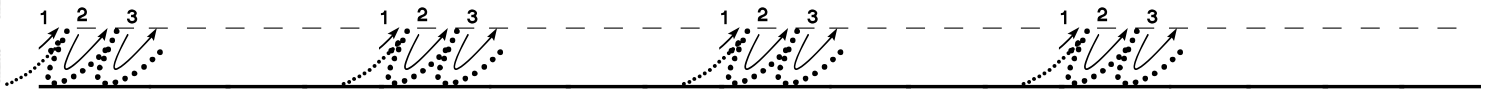


Practice Connecting. Trace and write.


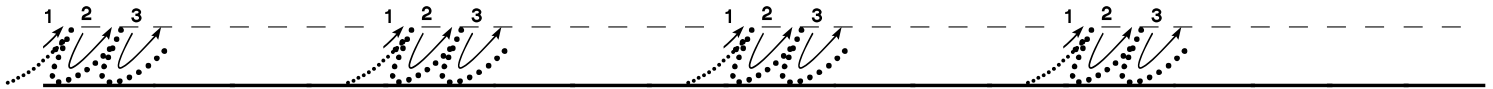





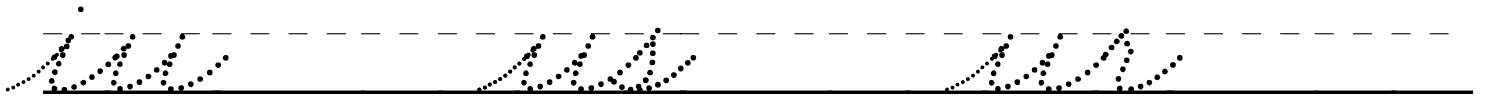
Trace.

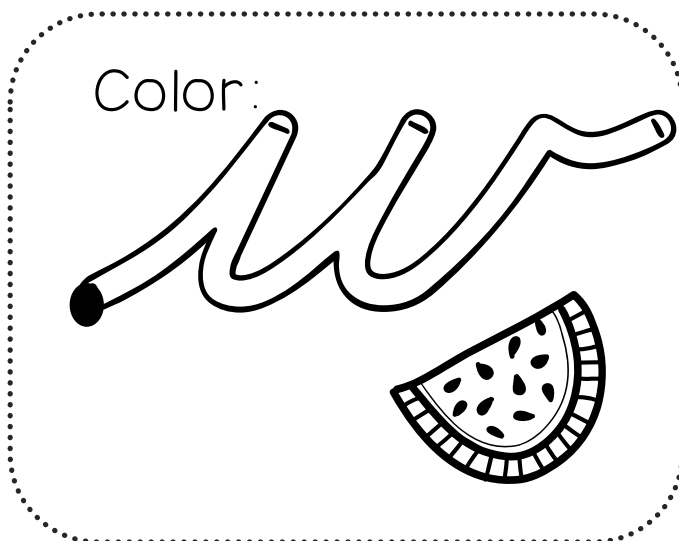



Trace and write.



Practice Connecting. Trace and write.







Trace.




Trace and write.




Practice Connecting. Trace and write.

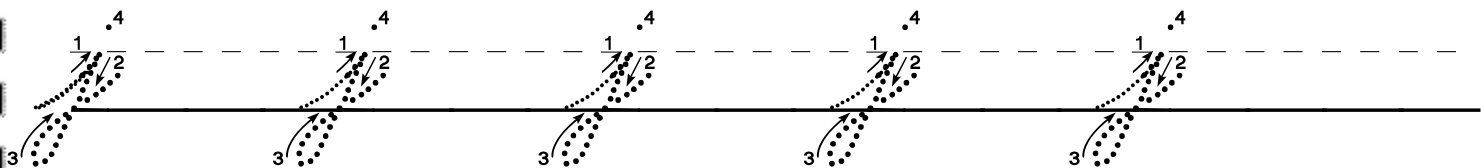




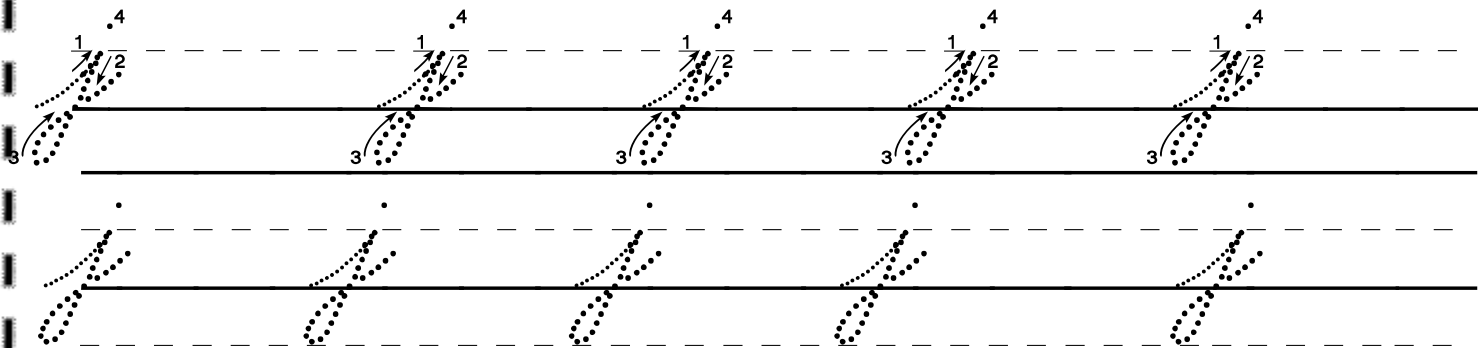
Color: ○



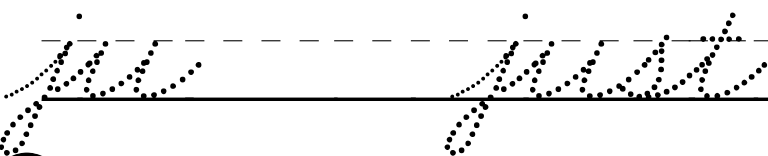
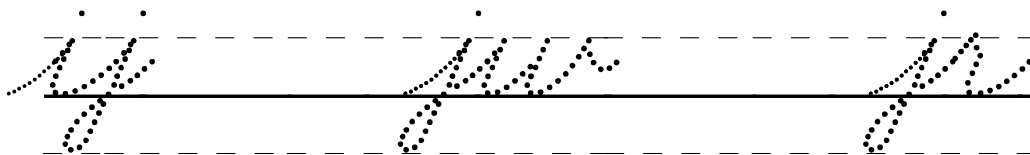
Trace.





Trace and write.

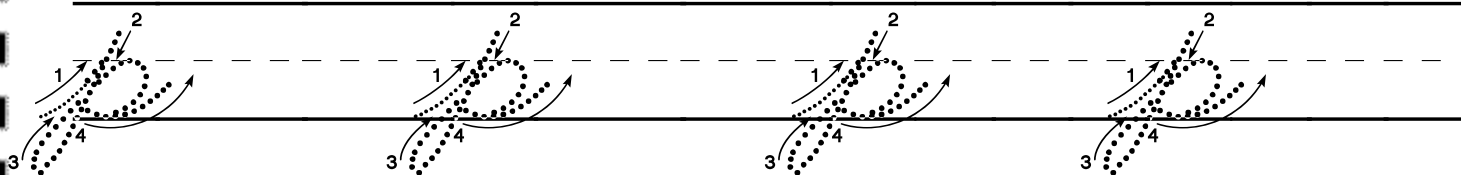


Practice Connecting. Trace and write.

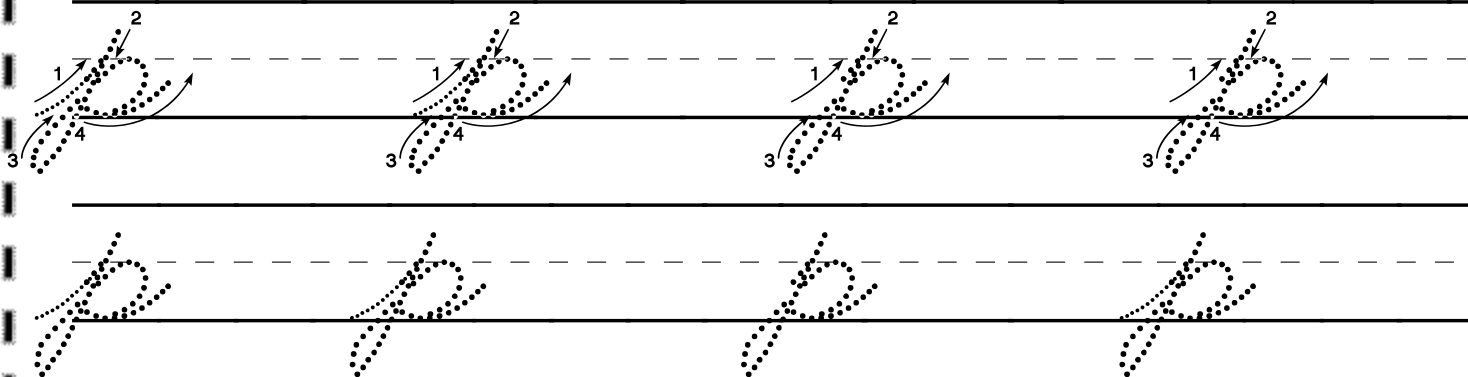





Trace.



Trace and write.



Practice Connecting. Trace and write.



Match Them!

Draw a line to match the print letter to its cursive mate.

i

r

s

t

u

w

p

j

u

s

j

u

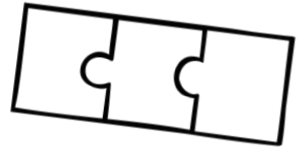
r

i

p

t

Practice Connecting. Trace and write.



tip

put

pit

in

win

nut

mist

wit

twit


put

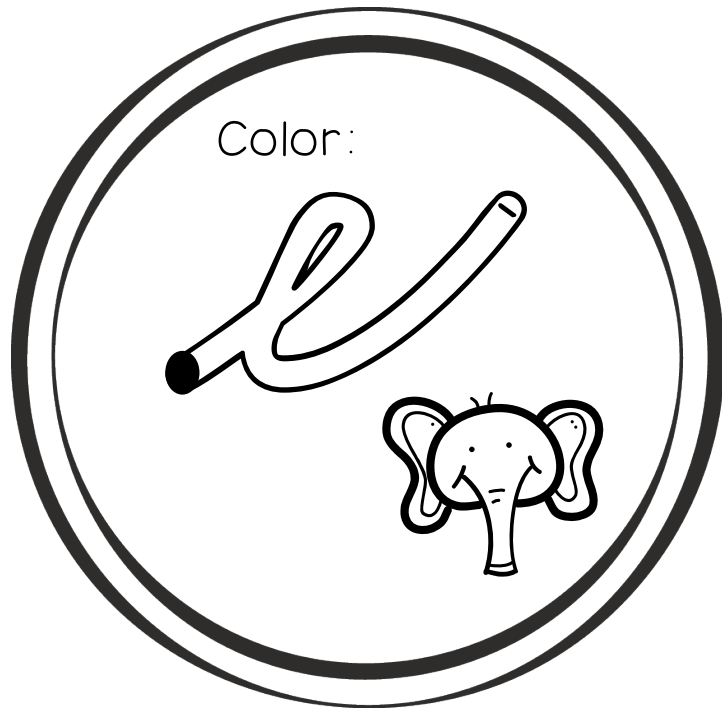

is

Cursive Handwriting

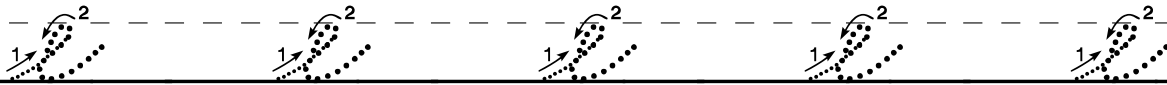
Part 2: Loop Letters

These letter begin on the baseline and loop up and around to the left. e loops at the middle line, but l, h, b, f, and k all loop at the top line..

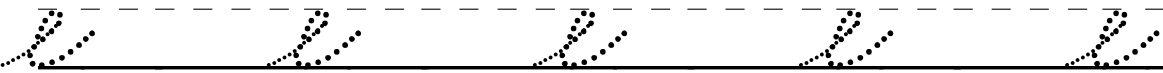
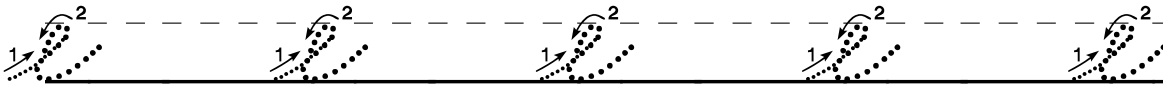






Trace.

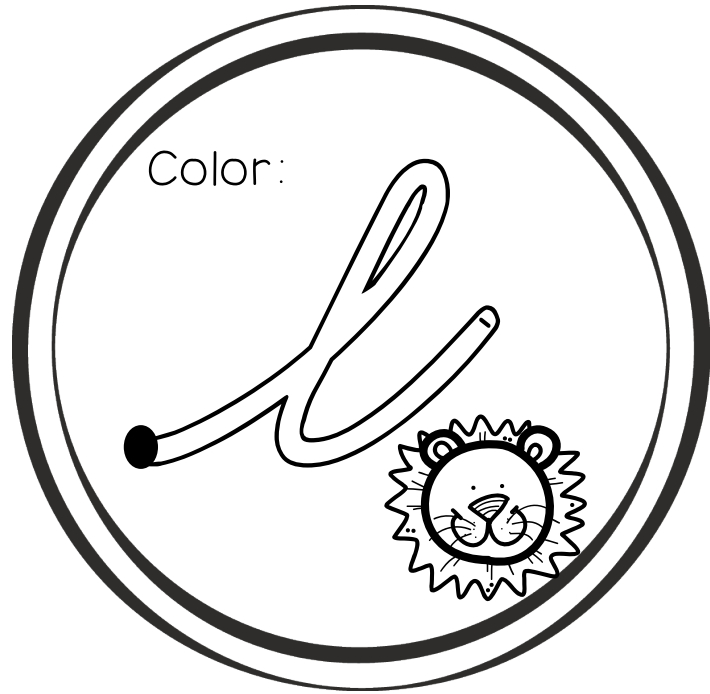
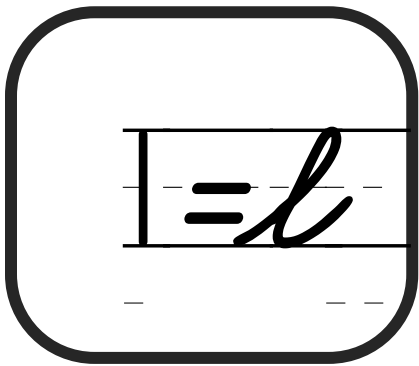


Trace and write.

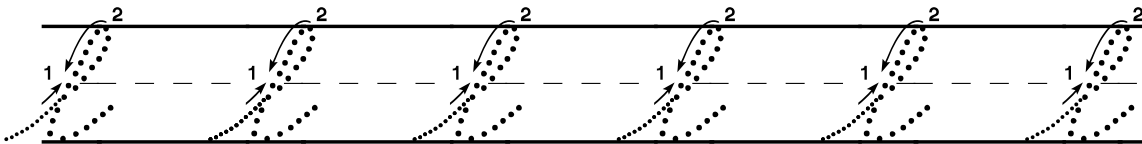


Practice Connecting. Trace and write.

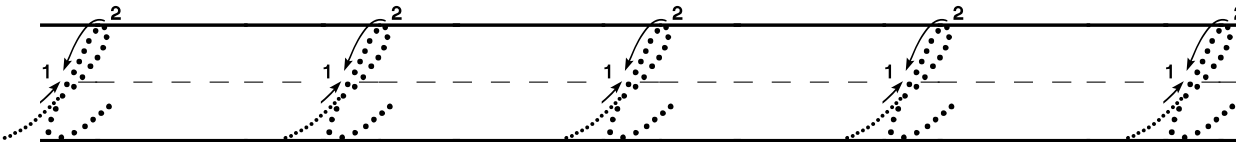
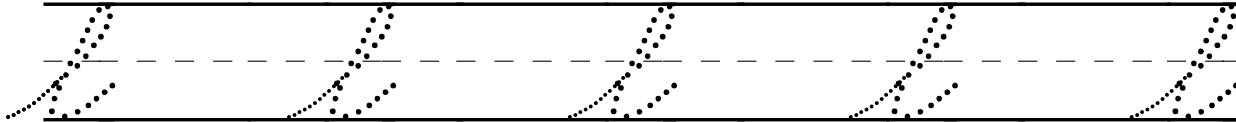




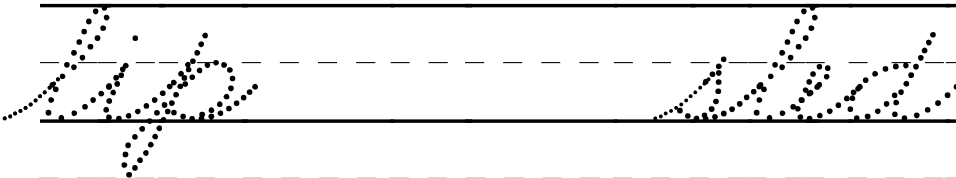
Trace.


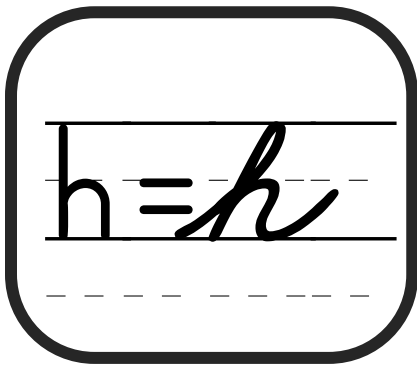


Trace and write.

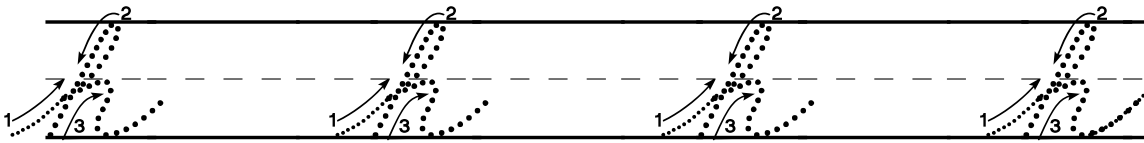


Connect and Write

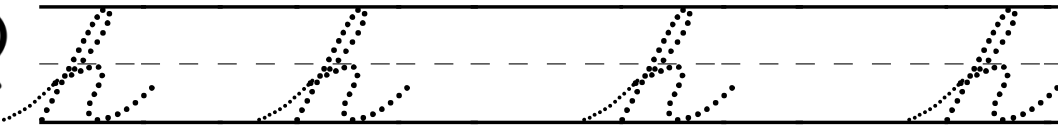
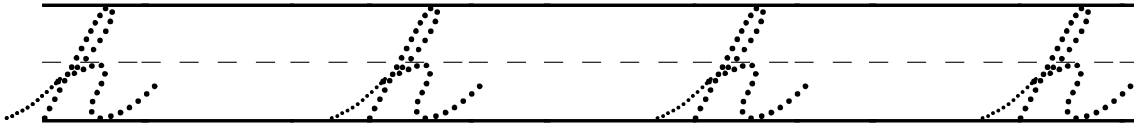




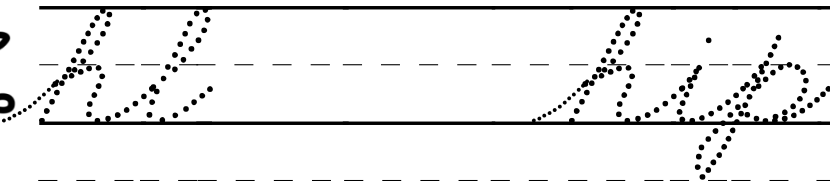
Trace.


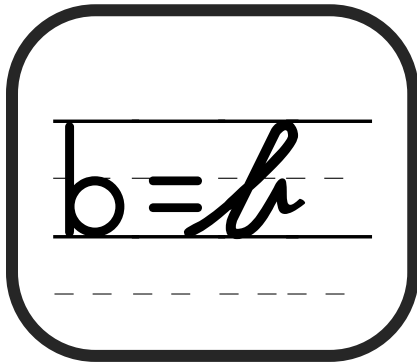


Trace and write.

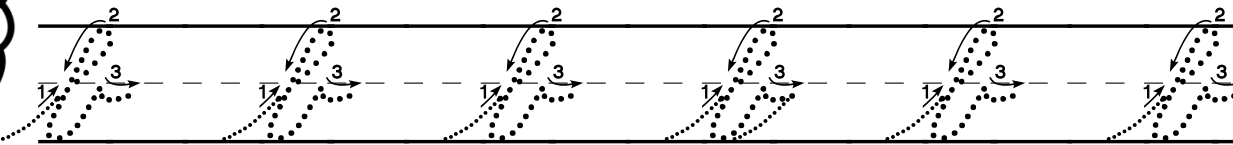


Connect and Write

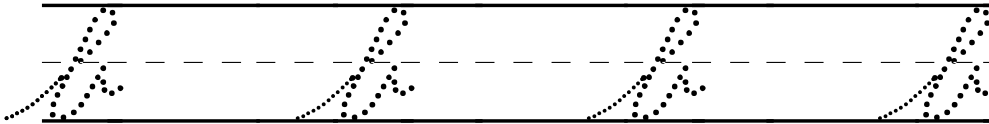
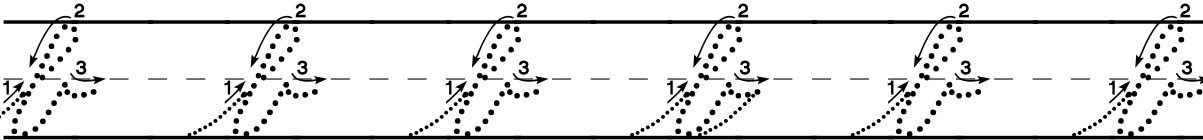




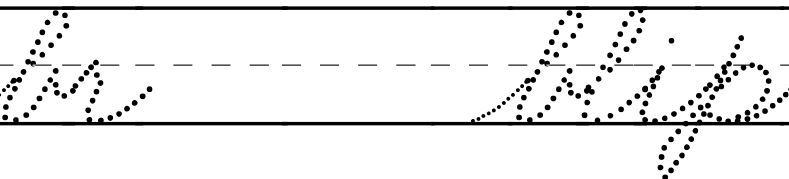
Trace.

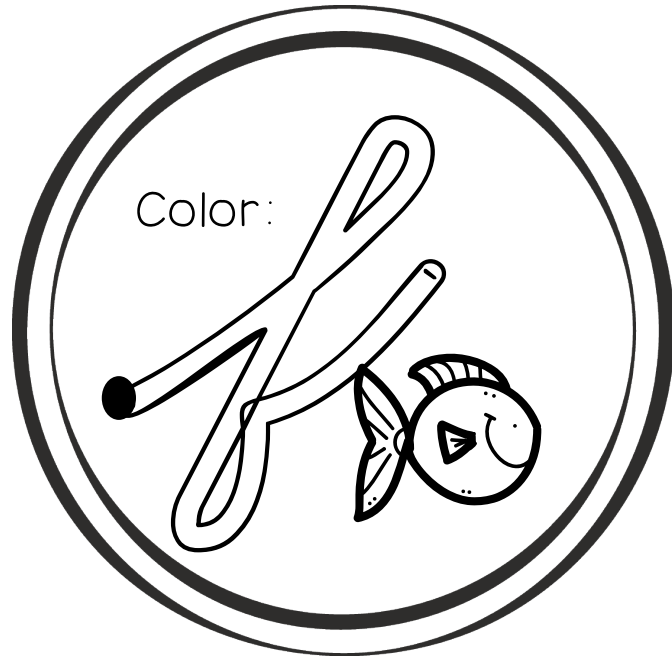
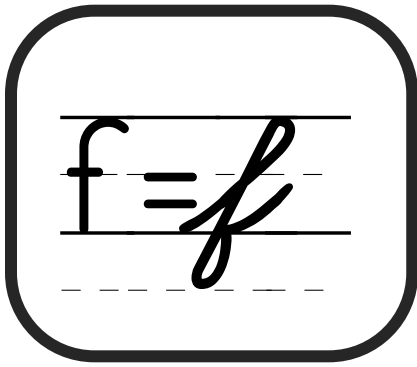


Trace and write.

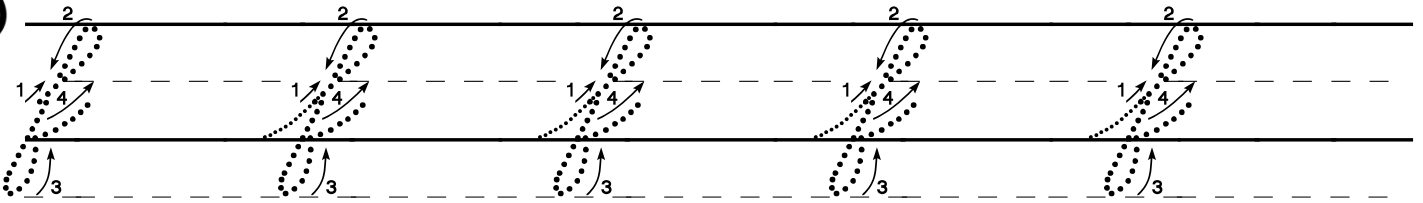


Connect and Write

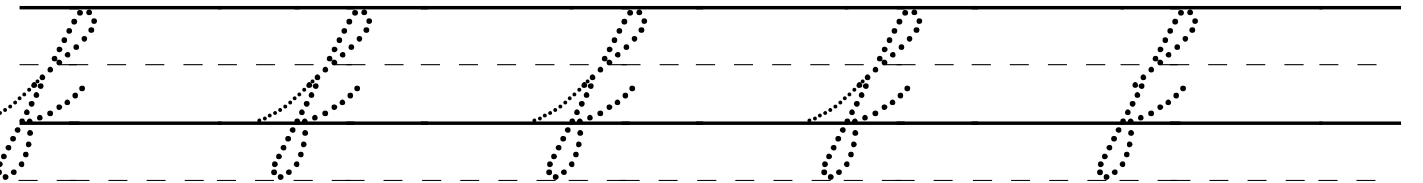
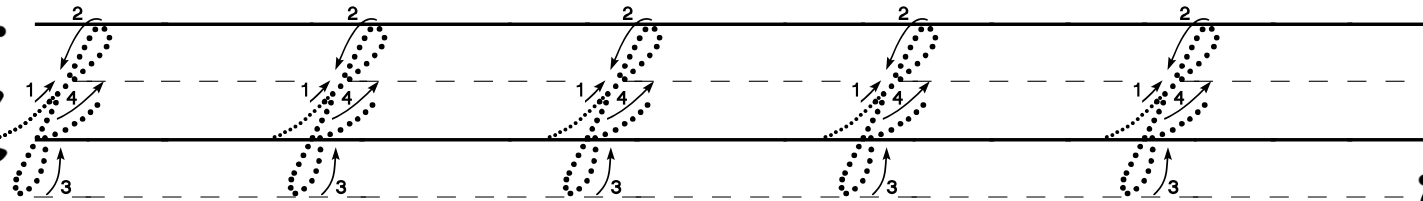




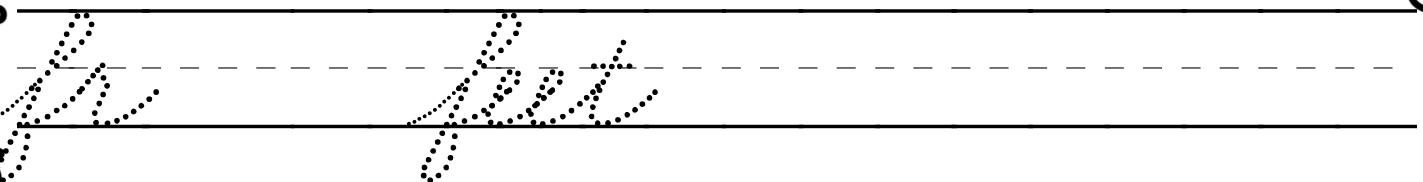
Trace.





Trace and write.

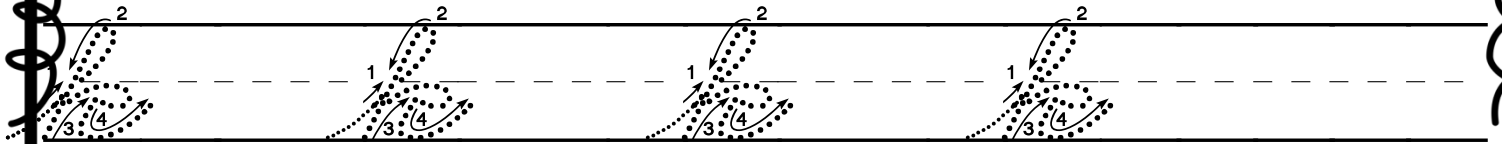


Be Careful! Do not let your letters go above the top line or too far below the line. You can do this!

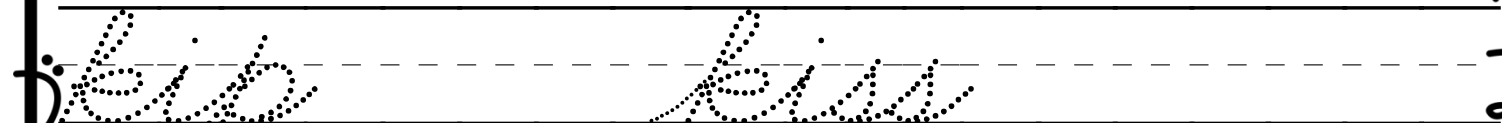
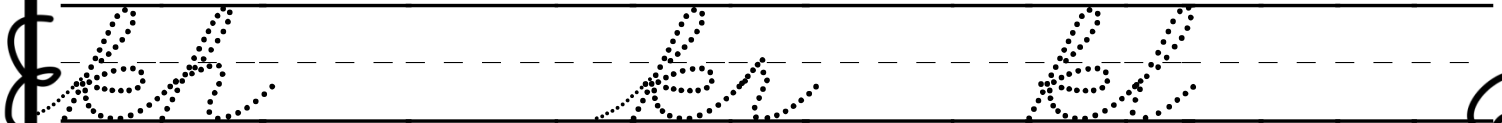
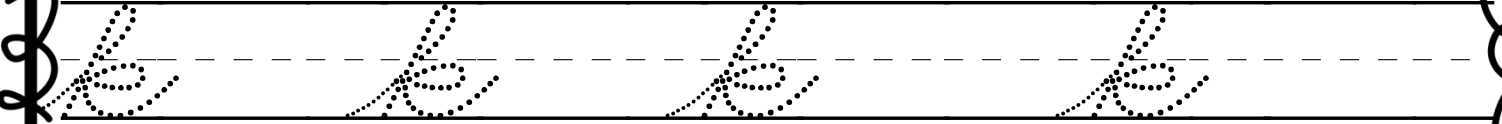
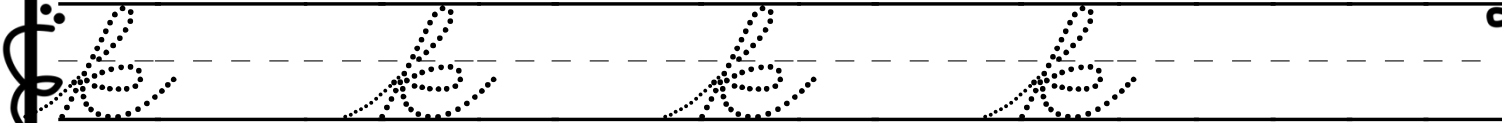




Trace.



Trace and write.



Match Them!

Draw a line to match the print letter to its cursive mate.

k

f

b

t

h

i

e

h

k

b

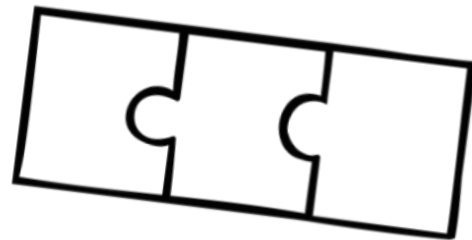
e

t

f

i

Practice Connecting. Trace and write.



list

fish

pet

shell

bell

hush

rush

us

wish

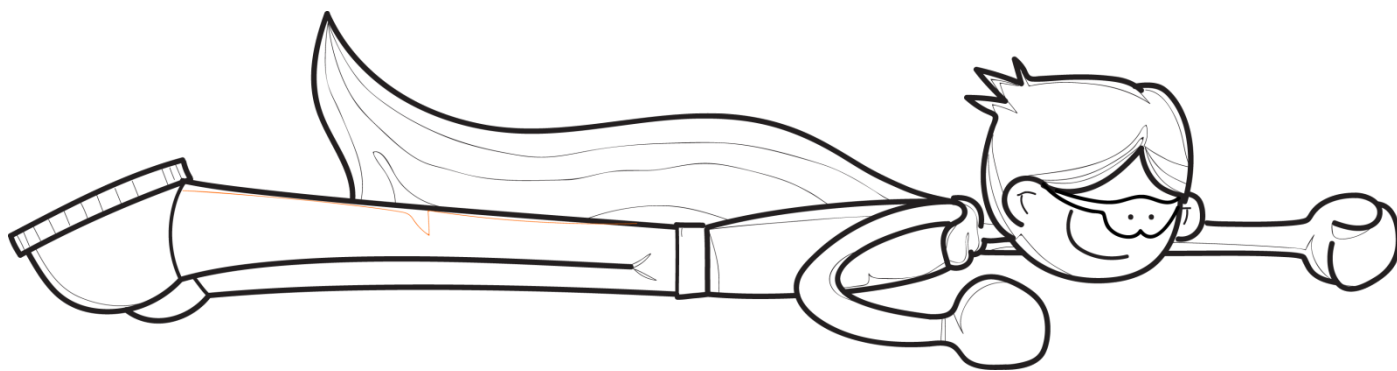
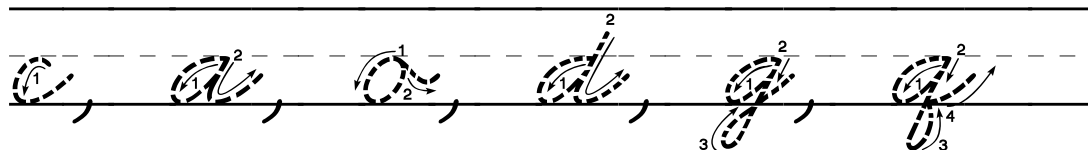
push

rust


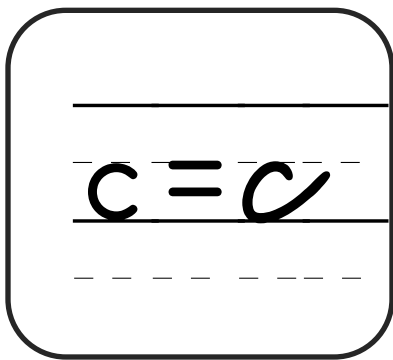
Cursive Handwriting

Part 3: Super "C" Letters

In this part you will learn the cursive letters that begin with the "Super C.":



We begin SIX letters of the alphabet with the letter "c!"



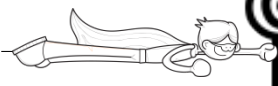
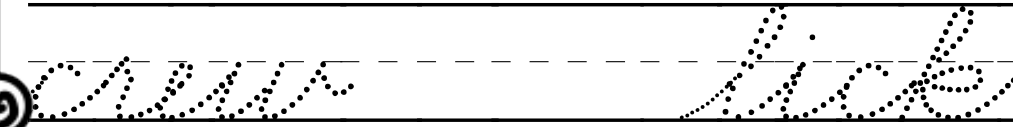
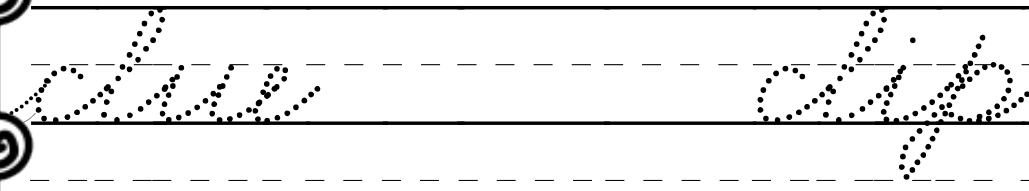
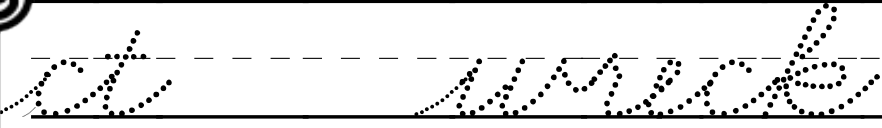
Trace.





Trace and write.



Practice Connecting. Trace first, then write on your own.

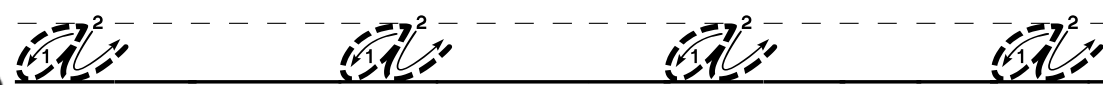




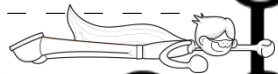
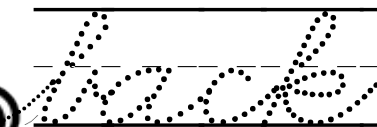
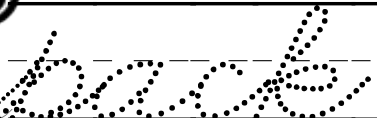
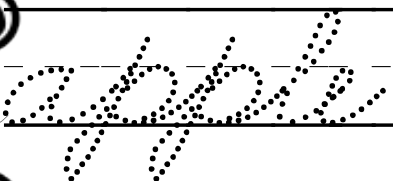
Trace.

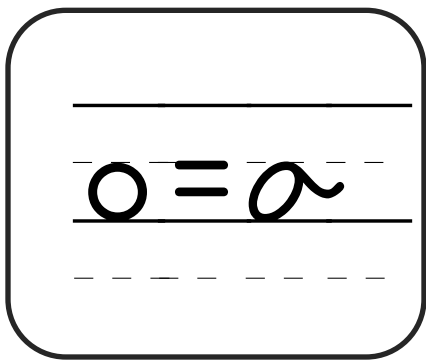


Trace and write.

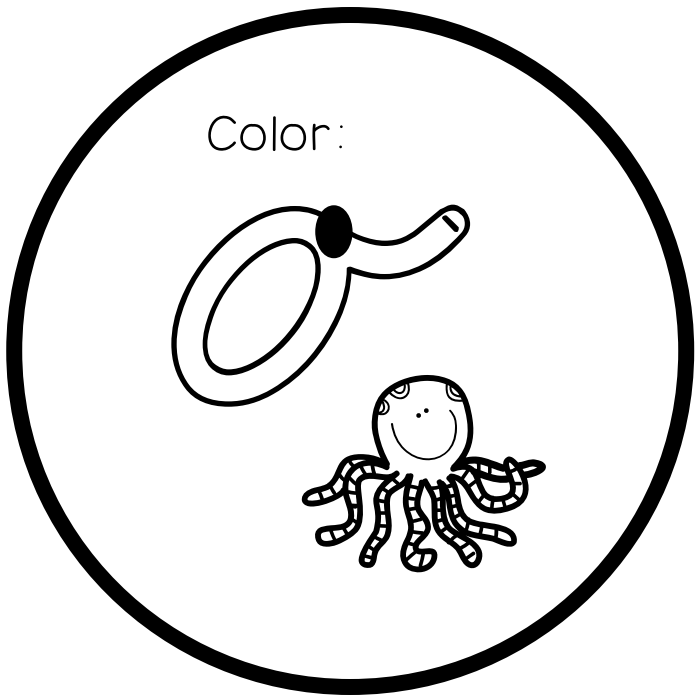


Practice Connecting. Trace first, then write on your own.

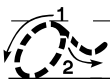




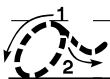
Color:



Trace.



Trace and write.




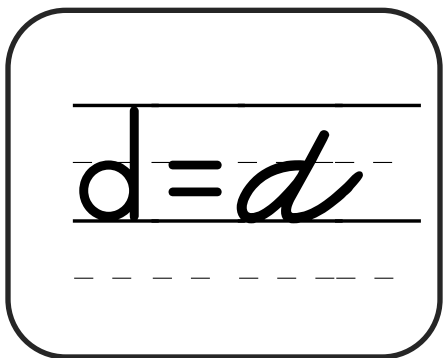
Practice Connecting. Trace first, then write on your own.

boat

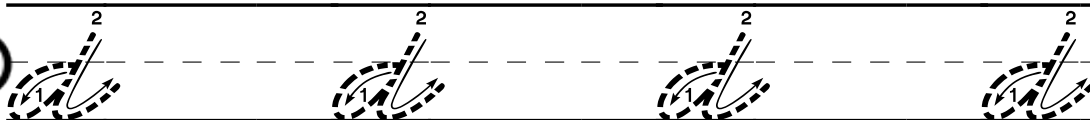
of

coat

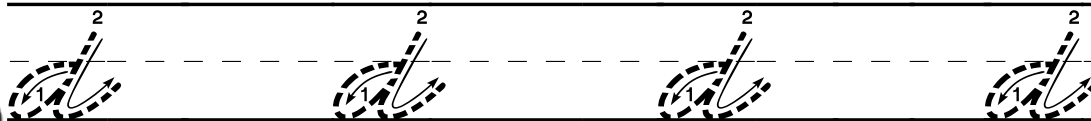
loop




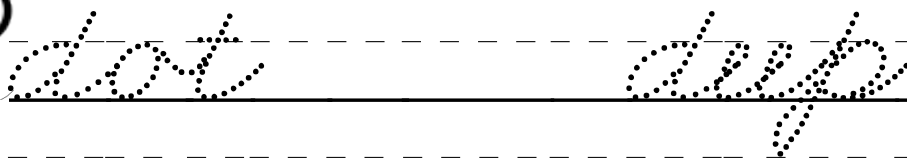
Trace.

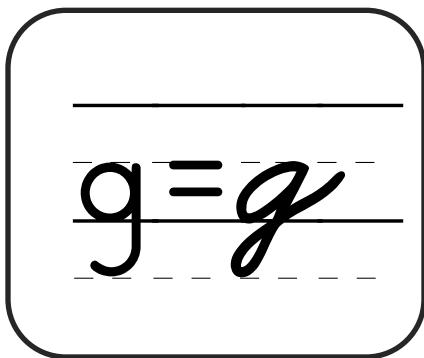


Trace and write.



Practice Connecting. Trace first, then write on your own.

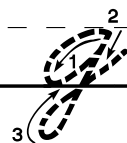
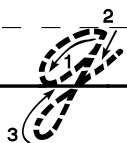
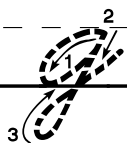
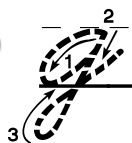




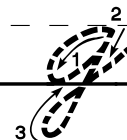
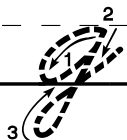
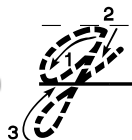
Color:



Trace.



Trace and write.



Practice Connecting. Trace first, then write on your own.

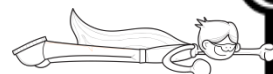
got

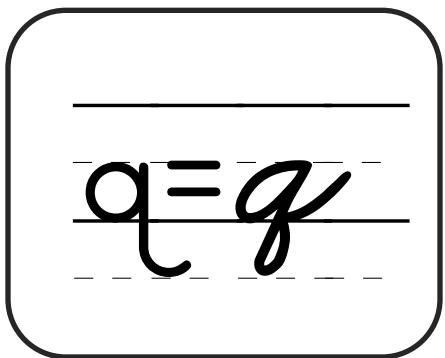
good

get


goat

up

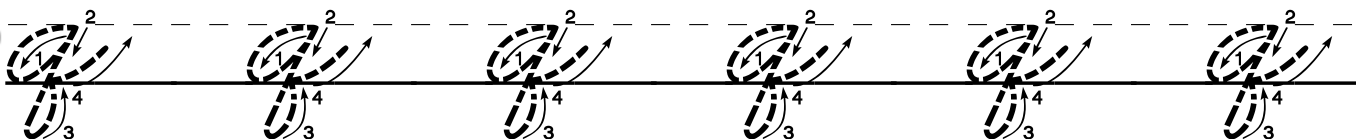




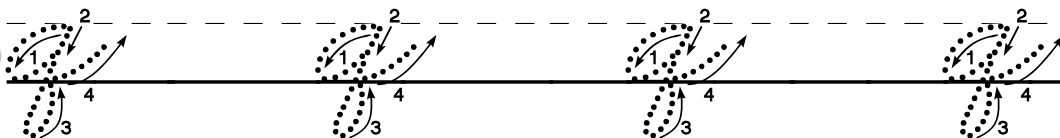
Color:



Trace.



Trace and write.

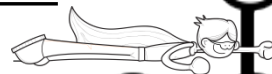


Practice Connecting. Trace first, then write on your own.

quick

quit

quilt



Match Them!

Draw a line to match the print letter to its cursive mate.

c

a

o

d

g

q

g

a

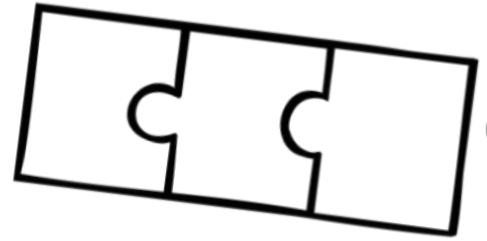
d

c

q

o

Practice Connecting. Trace and write.



cut

shop

shape

wrap

put

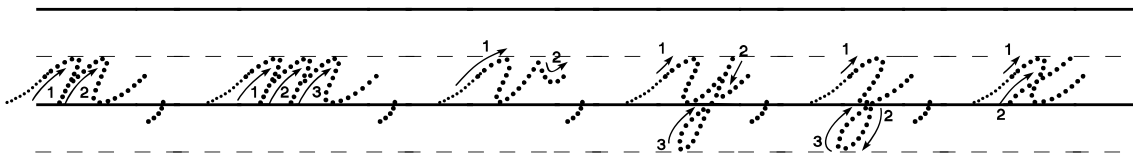
push


Cursive Handwriting

Part 4: Roller Coaster

Letters

All of these letters start on the baseline and then form a hump like a roller coaster!

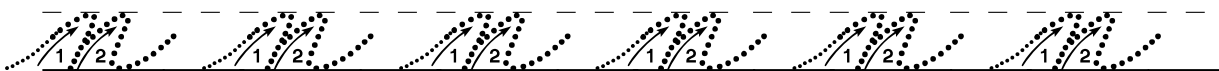





Color:



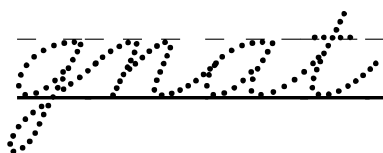

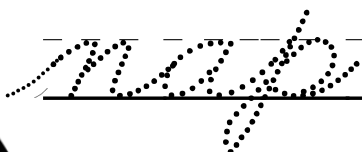
Trace.

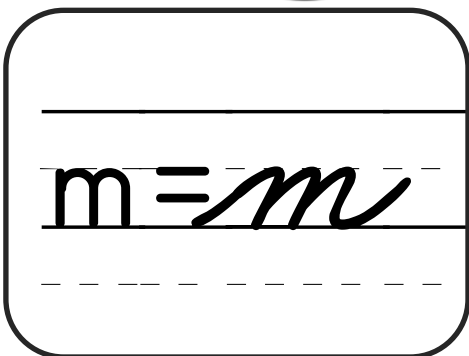


Trace and write.





Practice Connecting. Trace first, then write on your own.





Color:




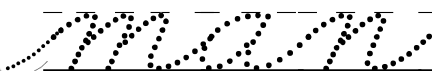
Trace.

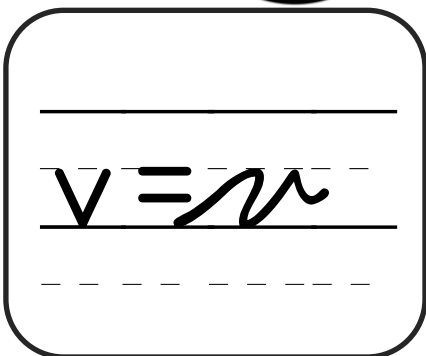


Trace and write.





Practice Connecting. Trace first, then write
on your own.

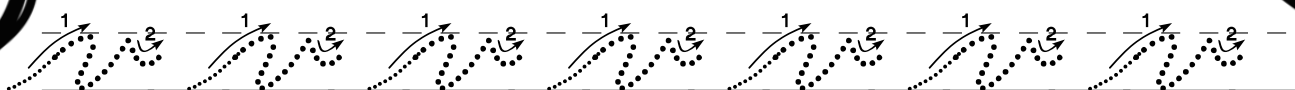




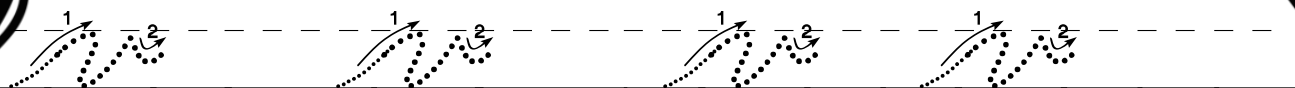
Color:




Trace.




Trace and write.




Practice Connecting. Trace first, then write
on your own.

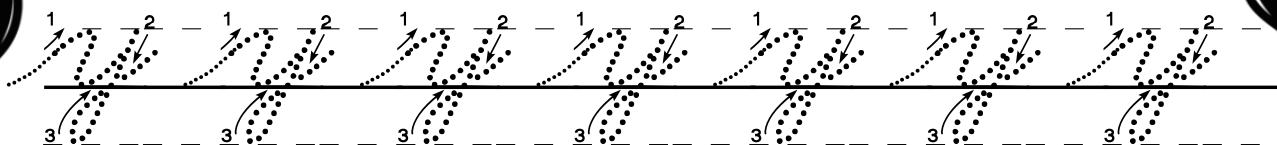




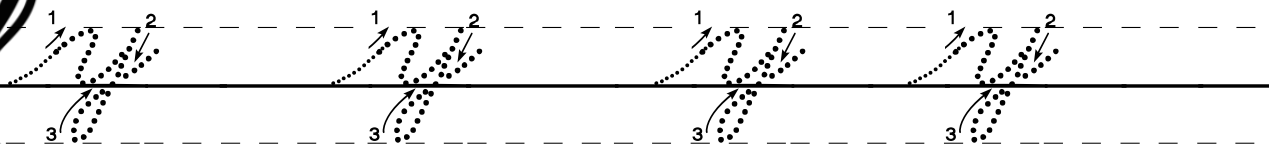
Color:



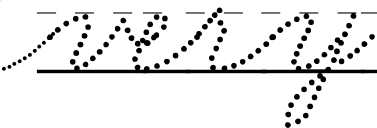
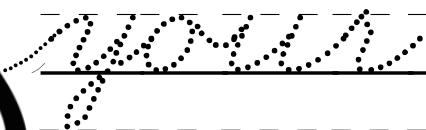
Trace.




Trace and write.

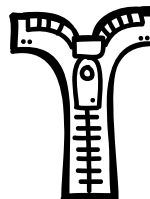



Practice Connecting. Trace first, then write on your own.

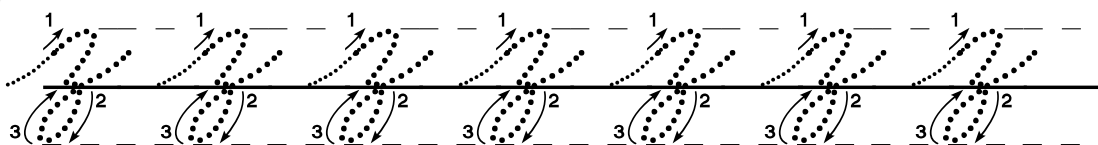




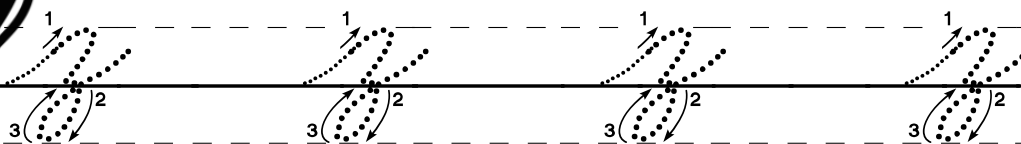
Color:



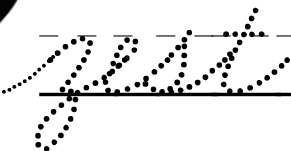
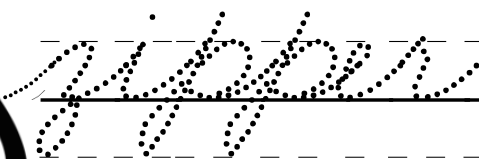
Trace.




Trace and write.




Practice Connecting. Trace first, then write on your own.

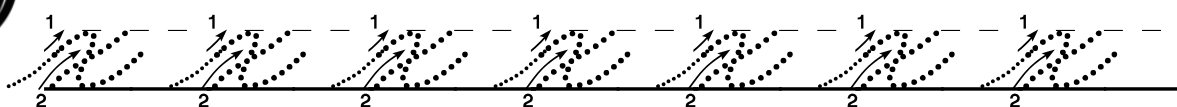




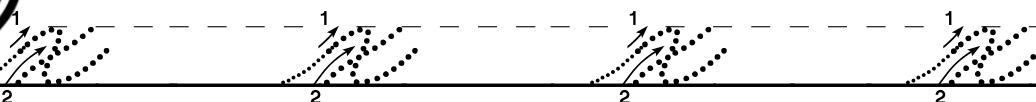
Color:




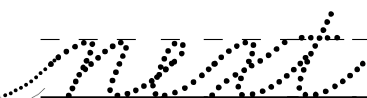
Trace.



Trace and write.



Practice Connecting. Trace first, then write on your own.



Match Them!

Draw a line to match the print letter to its cursive mate.

n

m

v

y

x

z

n

m

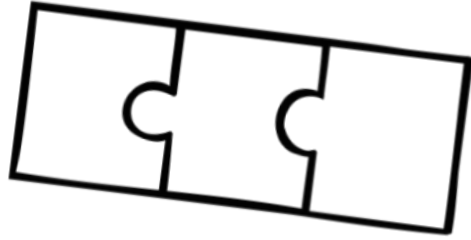
z

m

y

n

Practice Connecting. Trace and write.



quilt

quest

mean

met

scrap

Practice Reading and Writing in Cursive

1. Read the word and trace it.

apple

2. Write the word in print.

3. Write the word in cursive.

baby

bea

birthday

brother

Practice Reading and Writing in Cursive

1. Read the word and trace it.

children

2. Write the word in print.

3. Write the word in cursive.

door

farmer

flower

garden

Practice Reading and Writing in Cursive

1. Read the word and trace it.

horse

2. Write the word in print.

3. Write the word in cursive.

house

letter

money

morning

Practice Reading and Writing in Cursive

1. Read the word and trace it.

mother

2. Write the word in print.

3. Write the word in cursive.

night

party

picture

snow

Practice Reading and Writing in Cursive

1. Read the word and trace it.

street

2. Write the word in print.

3. Write the word in cursive.

take

thing

watch

window

Practice Sight Words

Read. Trace. Copy.

about

better

bring

carry

clean

cut

done

draw

drink

Practice Sight Words

Read. Trace. Copy.

right

fall

far

full

got

grow

hold

hot

hurt

Practice Sight Words

Read. Trace. Copy.

if

keep

kind

laugh

light

long

much

myself

never

Practice Sight Words

Read. Trace. Copy.

only

own

pick

seven

shall

show

six

small

start

Practice Sight Words

Read. Trace. Copy.

ten

today

together

try

warm

More Practice

Read. Trace. Copy.

Cursive Capital Letters

A B C D E

F G H I J K

L M N O P

Q R S T U

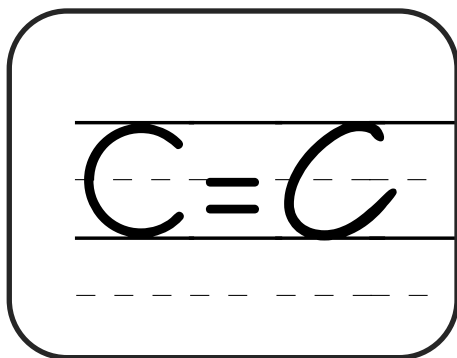
V W X Y Z

Cursive Capital Letters

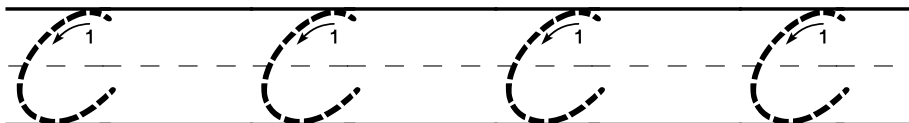
Capital letters are used at the beginning of a sentence, at the beginning of proper nouns, in titles, and abbreviations..

You will learn to write capital letters just like the lowercase letters—using common starting points.

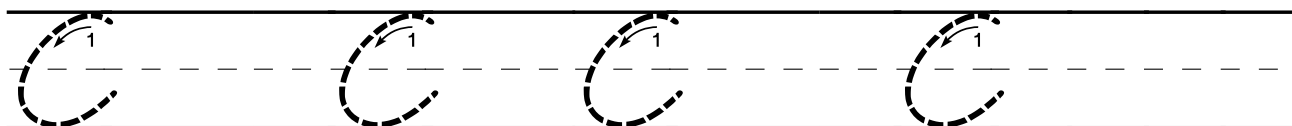
1. Super C letters are *C, A, D, O, Q,* and *E*.
2. Roller Coaster letters are *n, m, u, v, w,*
y, z, K, H, and *X*.
3. Helicopter letters are *B, P,* and *R,*
4. Loop letters are *L, S, G, I,* and *J*.
5. Down and Scoop letters are *F* and *T*.



Trace.

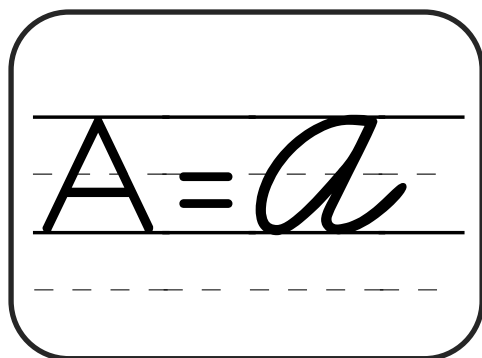


Trace and write.

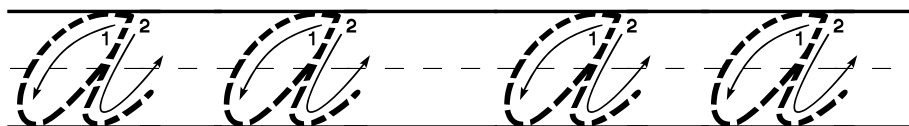


Cat

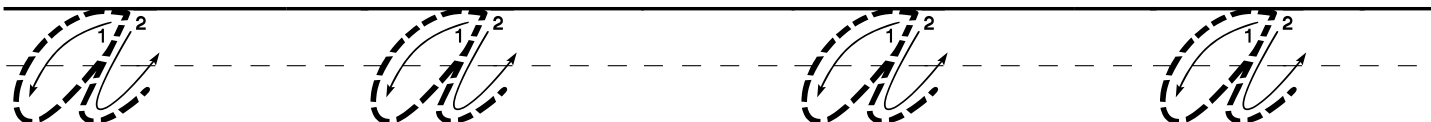
Cat



Trace.



Trace and write.



A

A

Practice! Trace and write.

California

Carolina

Christmas

Christ

Crucifix

Alaska

Atlantic

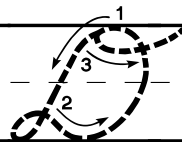
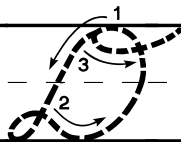
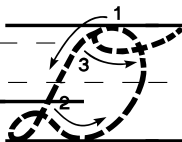
Alabama

Antarctic

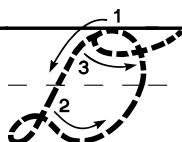
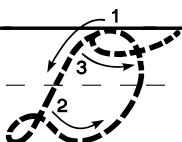
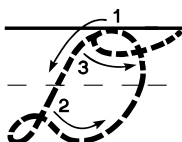
America

D = *D*

Trace.



Trace and write.

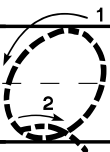
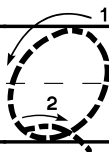
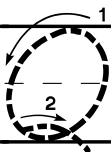
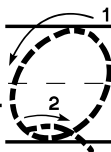


Du.

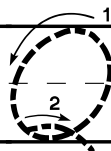
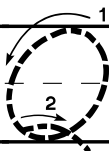
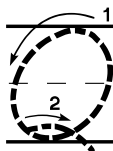
Dad

Q = *Q*

Trace.



Trace and write.



Qu

Qu

Practice! Trace and write.

Dr.

Dallas

Doves

Delaware

Denver

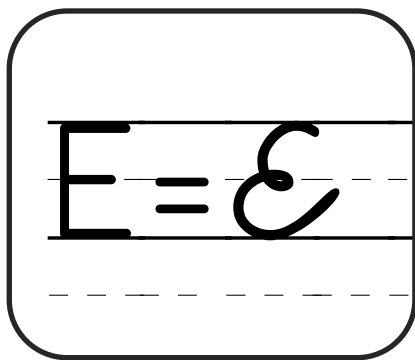
Quebec

Quincy

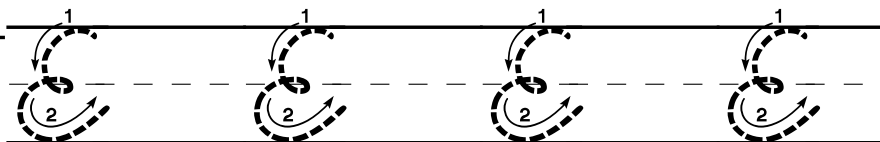
Quality

Quench

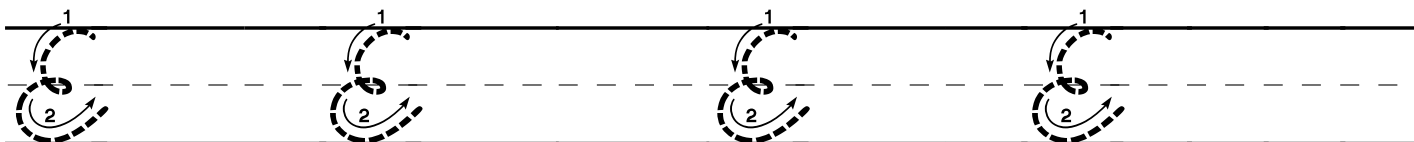
Quiz



Trace.

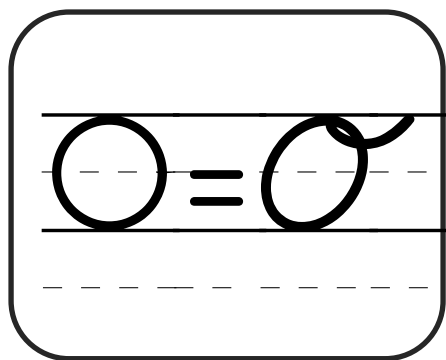


Trace and write.

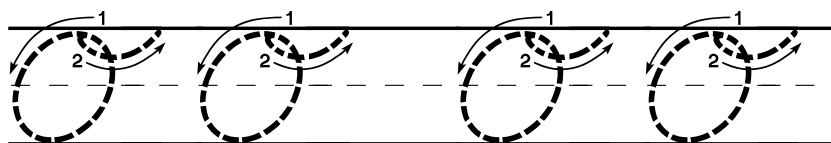


Ed

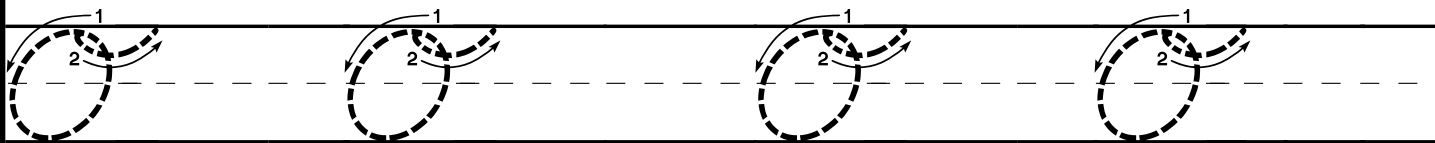
Est



Trace.



Trace and write.



Open

Out

Practice! Trace and write.

East

Ecuador

Eleanor

Estonia

Element


October

Ohio

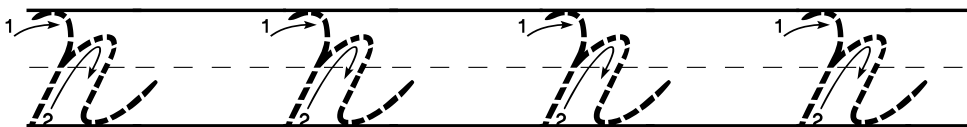
Octopus

Olive

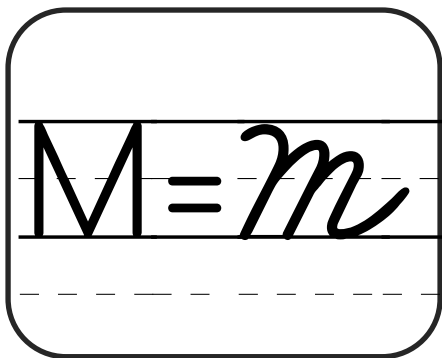
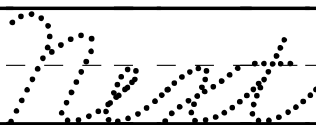
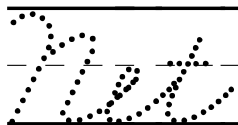
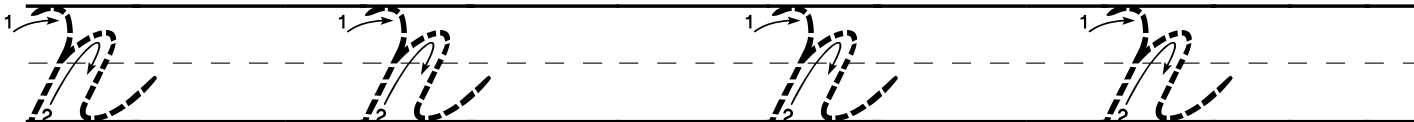
Odd



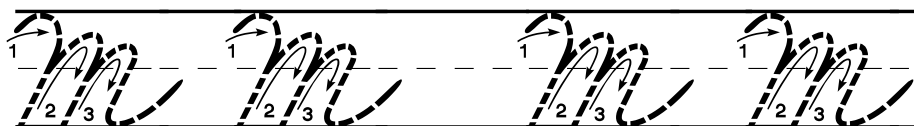
Trace.



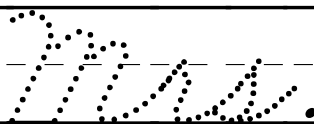
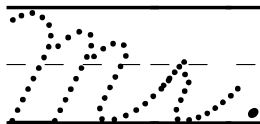
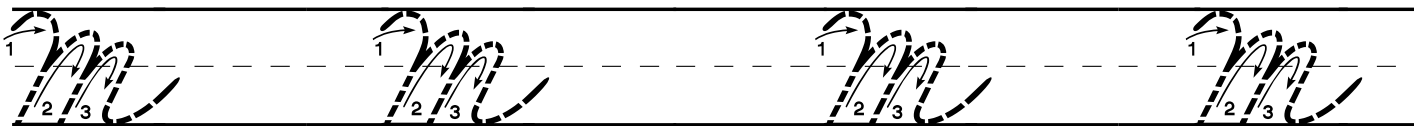
Trace and write.



Trace.



Trace and write.



Practice! Trace and write.

North

November

Number

Nebraska

Nigeria

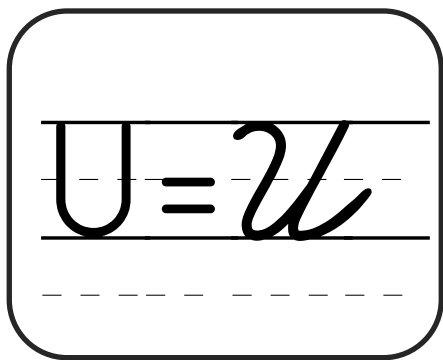
Montana

Monday

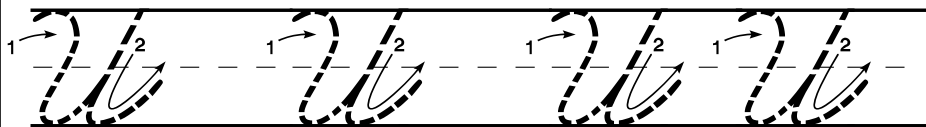
Month

Mississippi

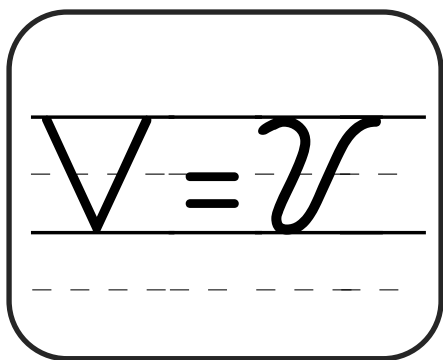
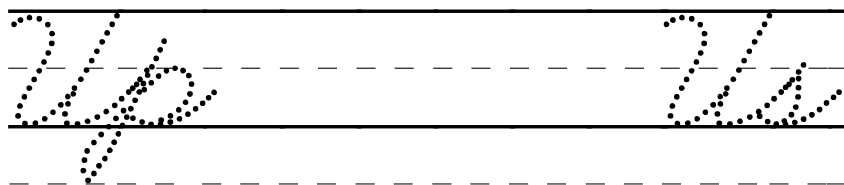
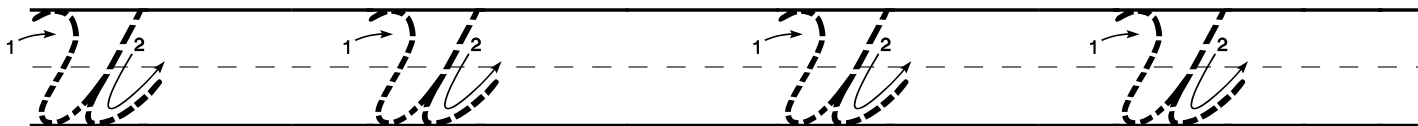
Michigan



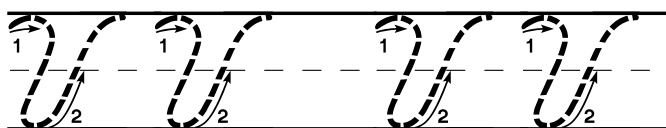
Trace.



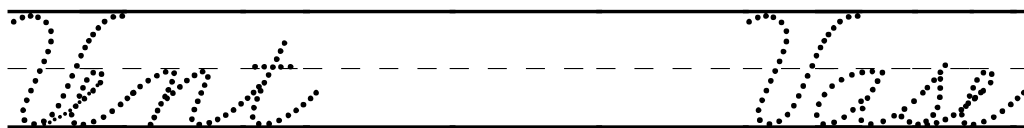
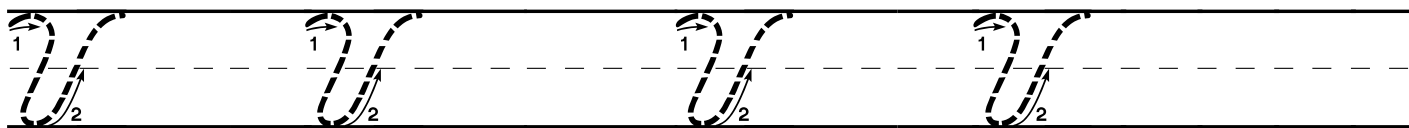
Trace and write.



Trace.



Trace and write.



Practice! Trace and write.

Utah

Under

United

Universe

Umbrella

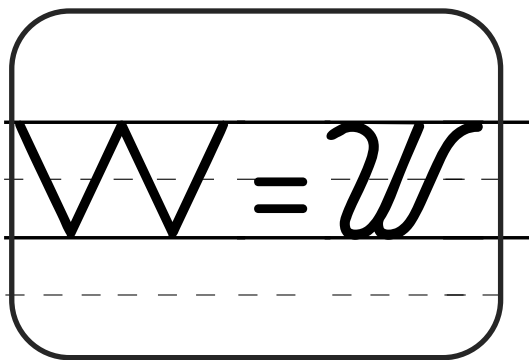
Violin

Vestment

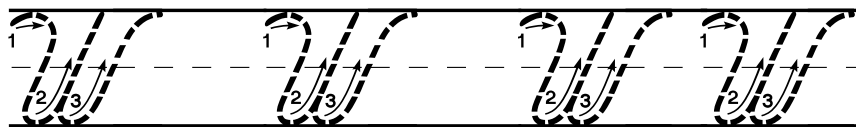
Valid

Violet

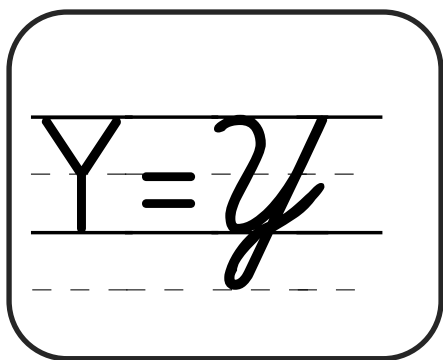

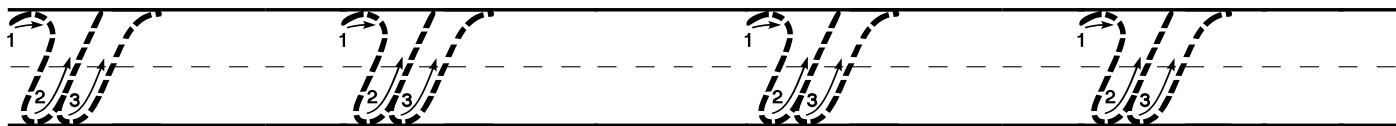
Victory



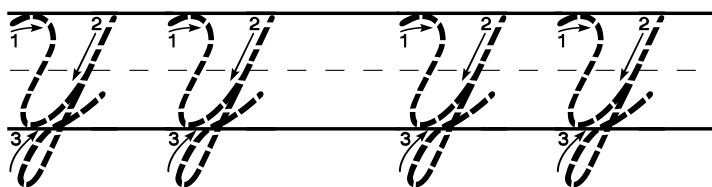
Trace.



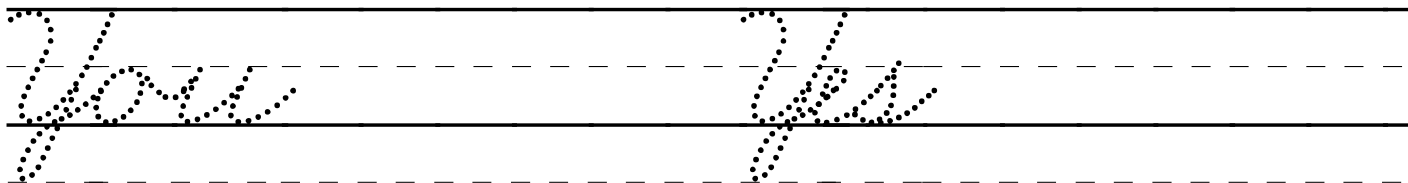
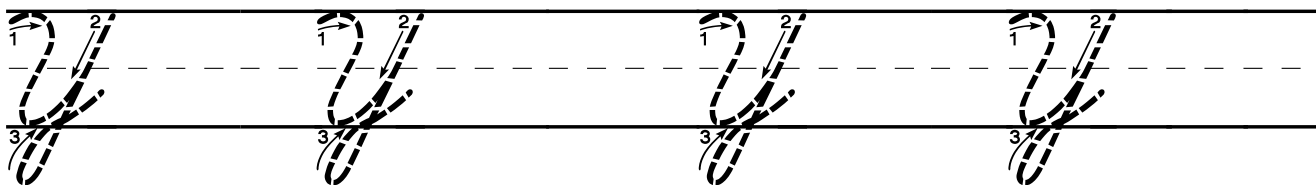
Trace and write.



Trace.



Trace and write.



Practice! Trace and write.

Washington

Ward

Wilbur

William

Walter


You

Yak

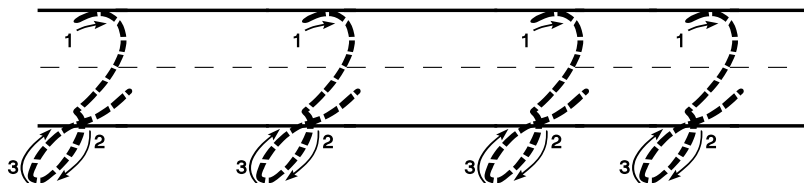
Yellow

Yangtze

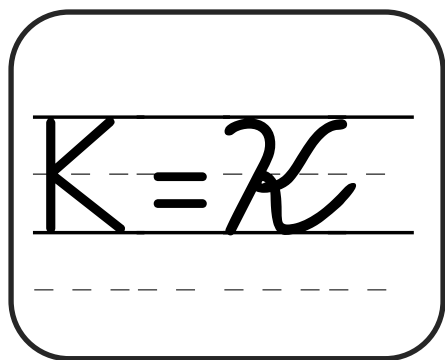
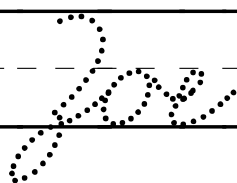
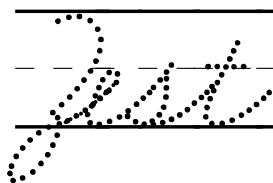
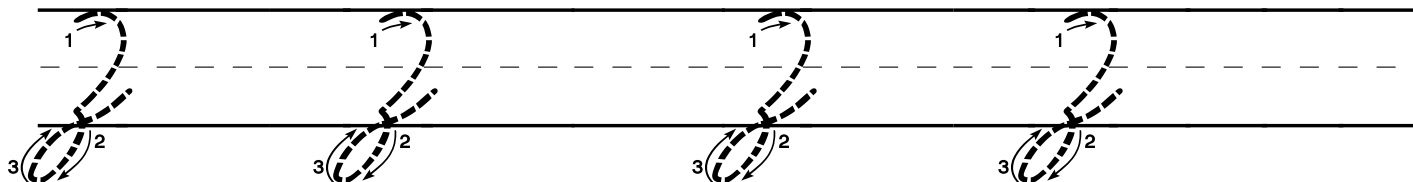
York



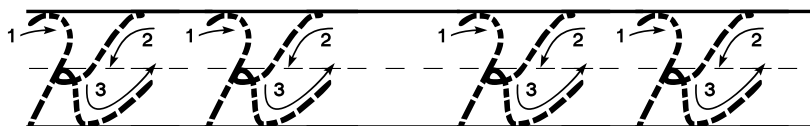
Trace.



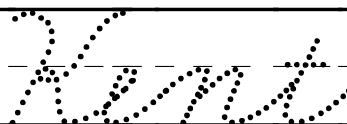
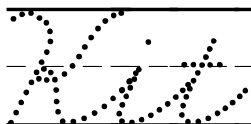
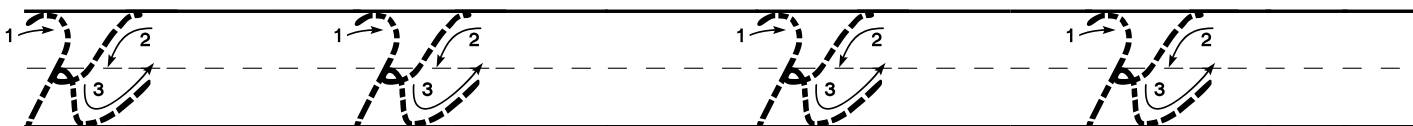
Trace and write.



Trace.



Trace and write.



Practice! Trace and write.

Jeha

Jira

Jachary

Jin

Jita

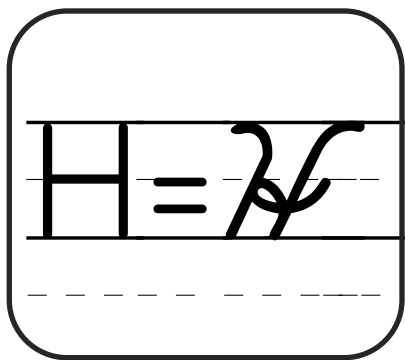
Kelvin

Kansas

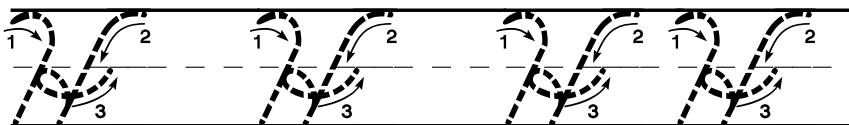
Kentucky

Kilogram

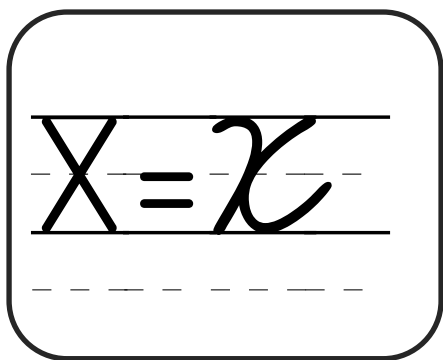
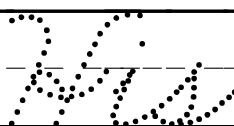
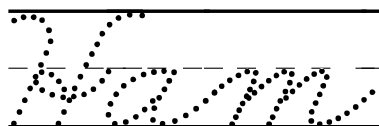
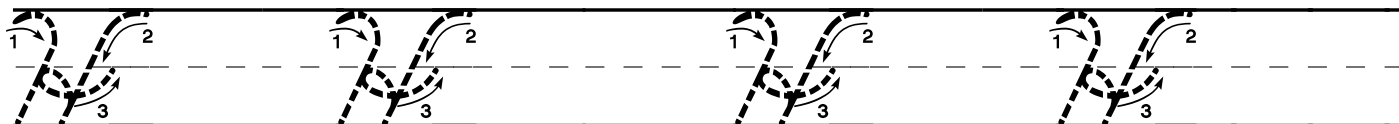
King



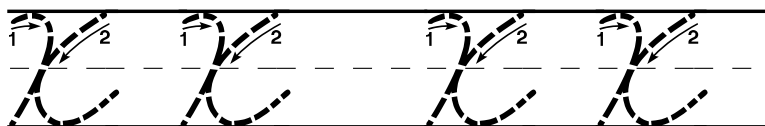
Trace.



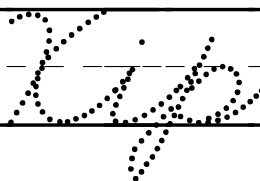
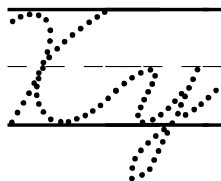
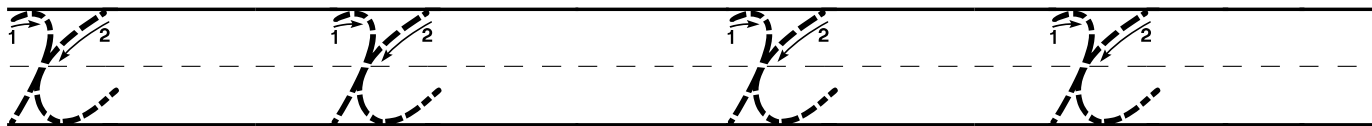
Trace and write.



Trace.



Trace and write.



Practice! Trace and write.

Hour

Harry

Height

Head

Hourly

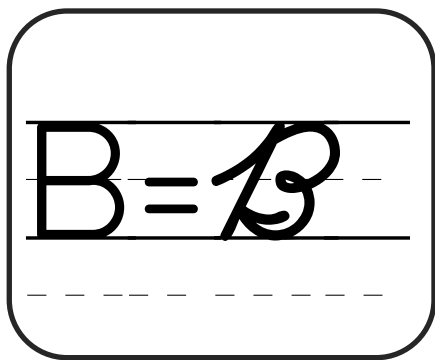
Kylophone

X-ray

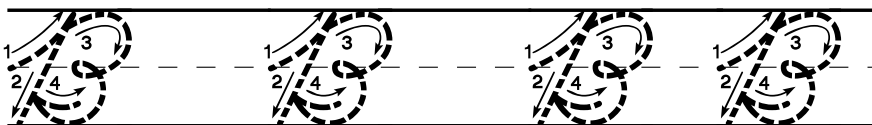
X-axis

King

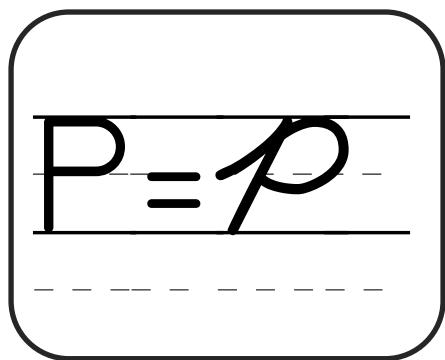
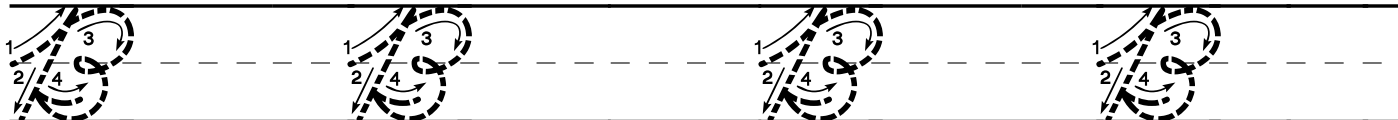
X, X, X



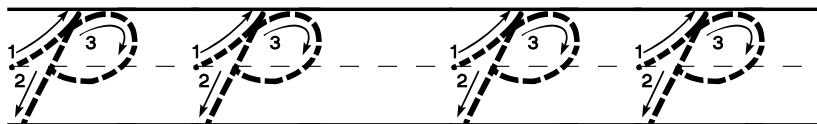
Trace.



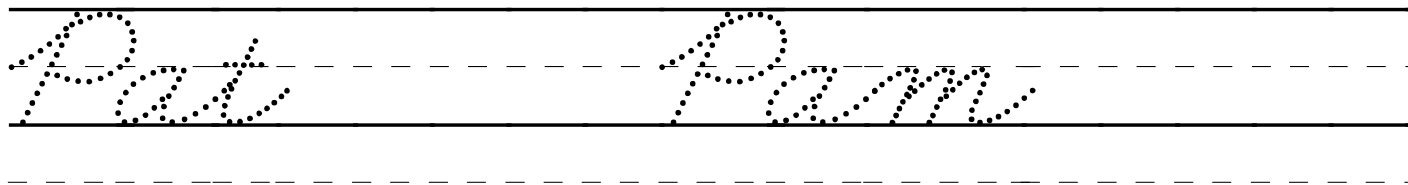
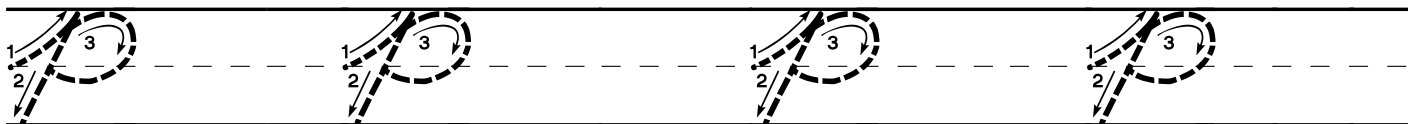
Trace and write.



Trace.



Trace and write.



Practice! Trace and write.

Brown

Boston

Baltimore

Body

Billion


Pacific

Potomac

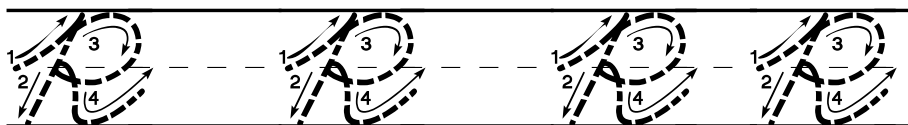
Penny

Predicate

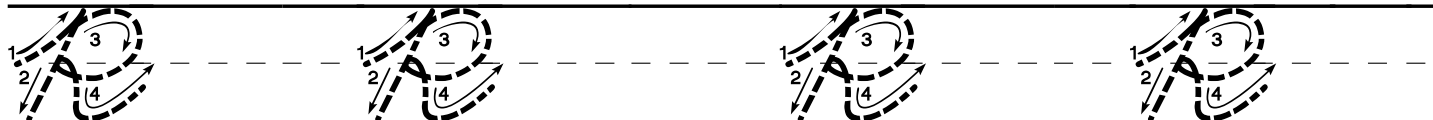
President



Trace.



Trace and write.

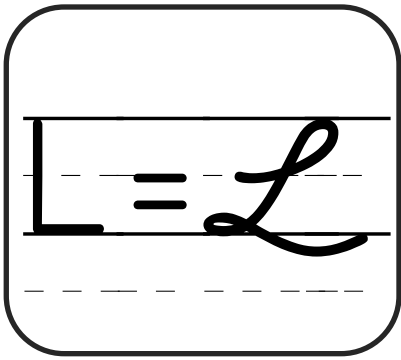


Red

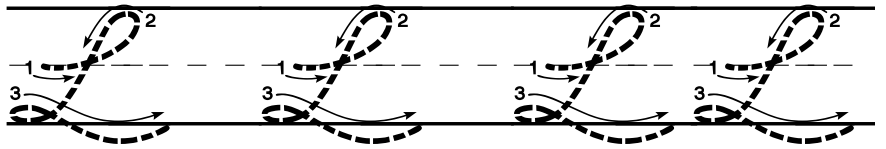
Roman

Rochester

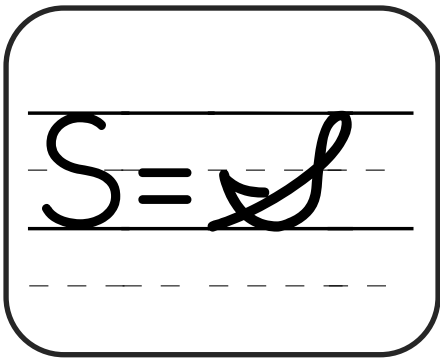
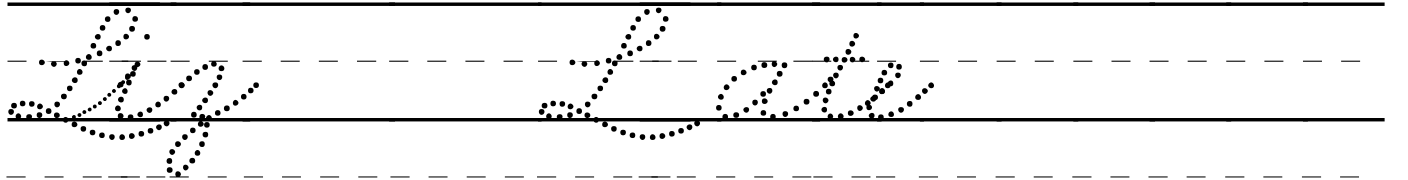
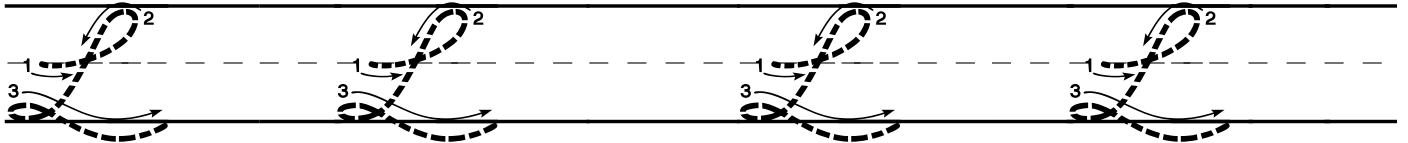
Radius



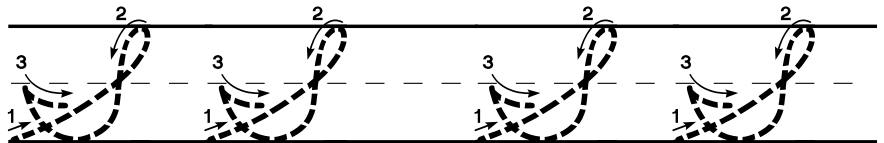
Trace.



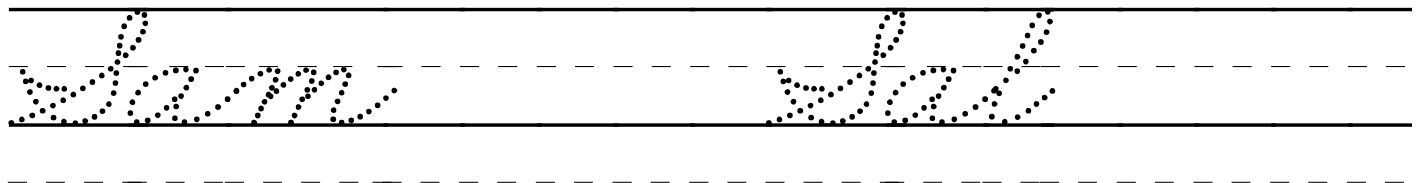
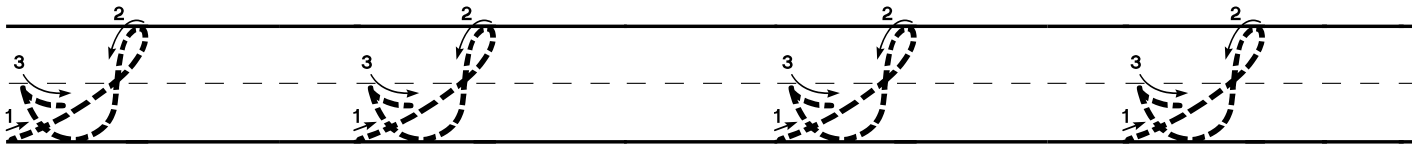
Trace and write.



Trace.



Trace and write.



Practice! Trace and write.

Louisiana

Latitude

Longitude

Lake

Liter

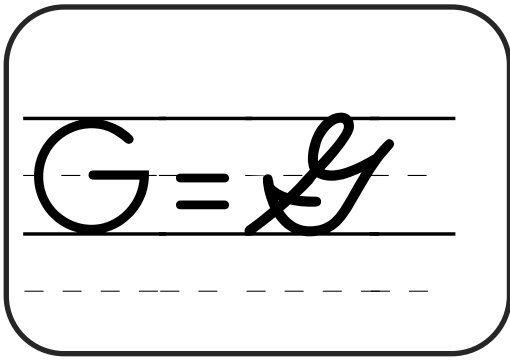
Saturday

Sunday

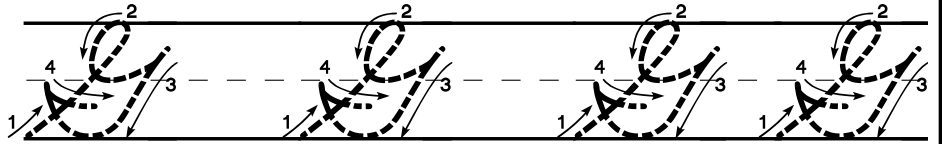
South

Six


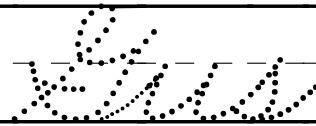
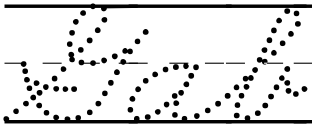
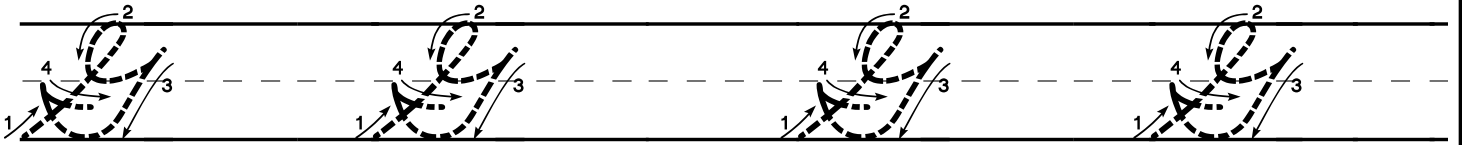
Second



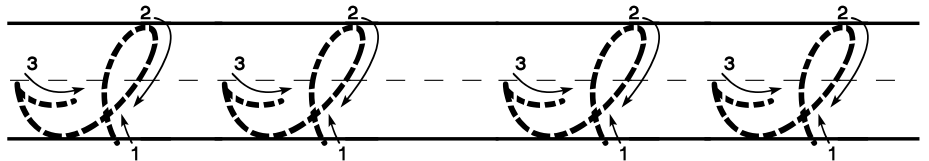
Trace.



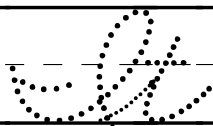
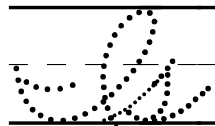
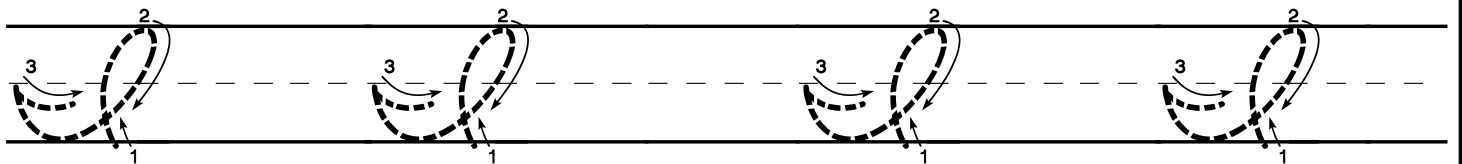
Trace and write.



Trace.



Trace and write.



Practice! Trace and write.

Erund

Germany

Erund

Erund

Erund


Indian

Indigo

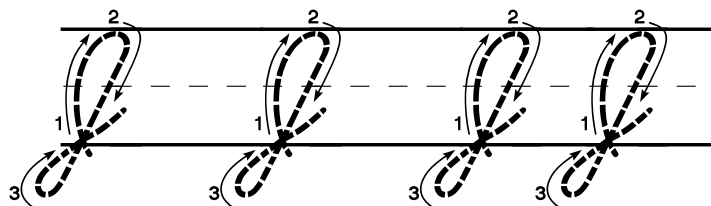
Island

Interstate


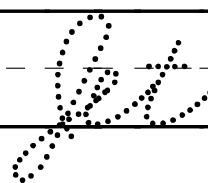
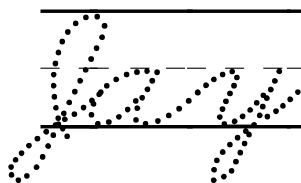
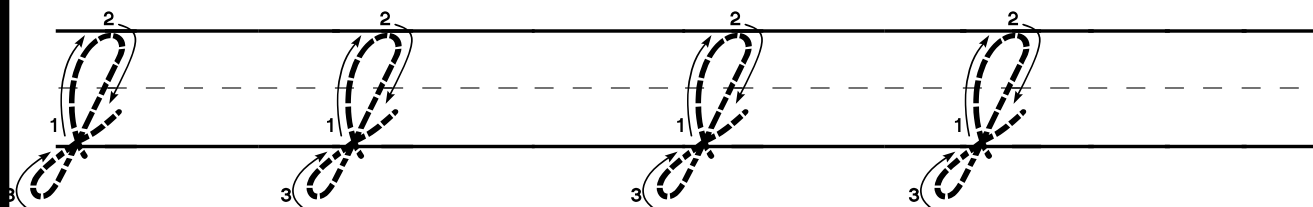
Independent



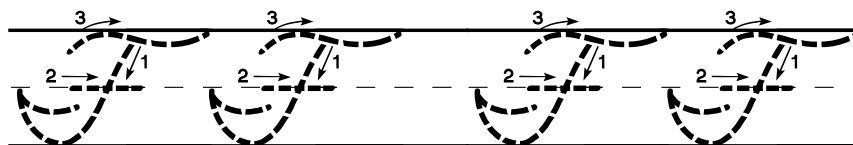
Trace.



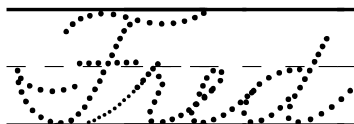
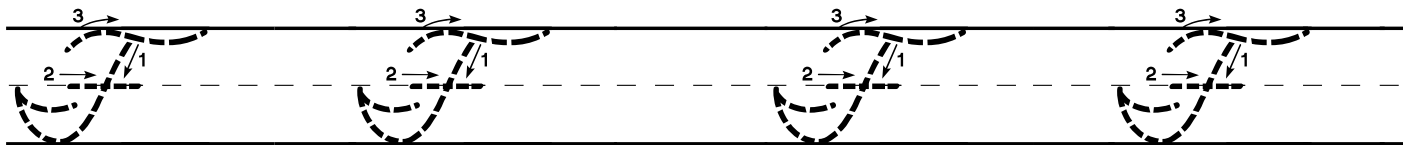
Trace and write.

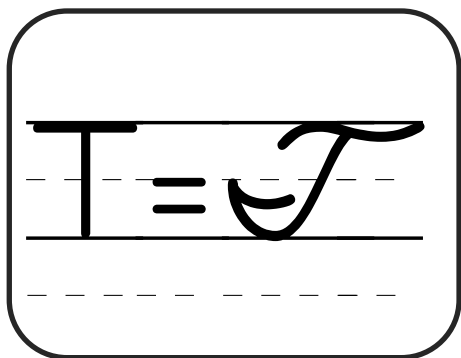


Trace.

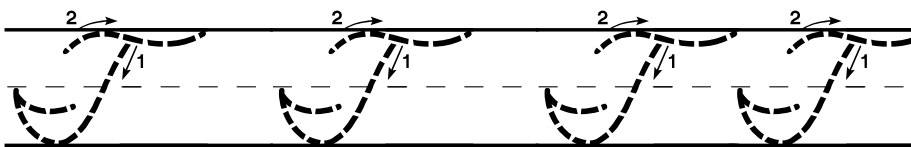


Trace and write.

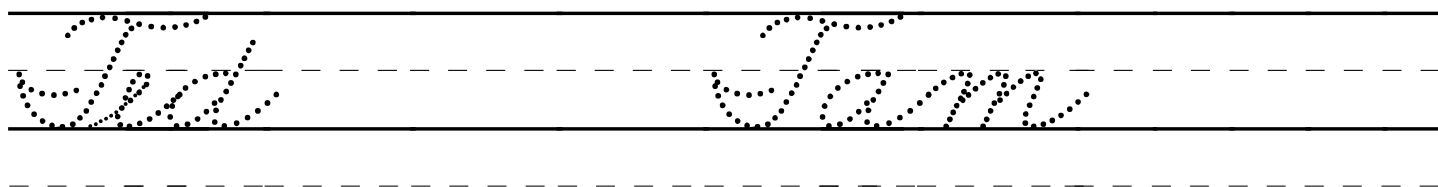
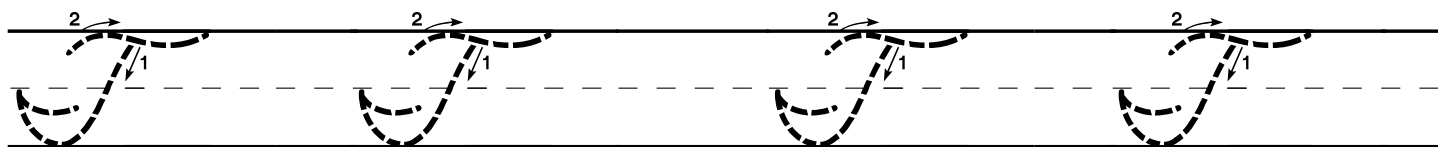




Trace.



Trace and write.



*Congratulations!
You have learned
all the letters of the
alphabet in cursive!*

Practice! Trace and write.


Tuesday

Third

Thp.

Territory

Tertiary



Put it together! Sentence Work

Read the passage. Copy the Aesop Fable in the space provided.

The Lion and the Gnat

"Away with you, vile


insect!" said a Lion angrily

to a Gnat that was buzzing

around his head. But the

Gnat was not in the least

disturbed.



The Lion and the Gnat (p.2)



"Do you think," he said
spitefully to the Lion, "that
I am afraid of you because
they call you king?"

The Lion and the Gnat (p.3)



The next instant he flew
at the Lion and stung him
sharply on the nose. Mad
with rage, the Lion struck
fiercely at the Gnat,

The Lion and the Gnat (p.4)

but only succeeded in tearing himself with his claws.

Again and again the Gnat stung the Lion, who now was roaring terribly.

The Lion and the Gnat (p.5)

At last, worn out with rage
and covered with wounds
that his own teeth and claws
had made, the Lion gave up
the fight.

The Lion and the Gnat (p.6)

The Gnat buzzed away to
tell the whole world about his
victory, but instead he flew
straight into a spider's web.

The Lion and the Gnat (p.7)

And there, he who had
defeated the king of beasts
came to a miserable end, the
prey of a little spider.

The Lion and the Gnat (p.8)

The moral of this story

is: Pride over a success

should not throw us off our guard.

The Days of the Week

Sunday

Monday

Tuesday

Wednesday

Thursday

Friday

Saturday

The Months of the Year

January

February

March

April

May

June

July

August

September

The Months of the Year


October

November

December

Once upon a time there were four little Rabbits, and their names were—Flopsy, Mopsy, Cotton-tail, and Peter. They lived with their Mother in a sand-bank, underneath the root of a very big fir-tree.

'Now my dears,' said old Mrs. Rabbit one morning, 'you may go into the fields or down the lane, but don't go into Mr. McGregor's garden: your Father had an accident there; he was put in a pie by Mrs. McGregor.'



'Now run along, and don't get into mischief. I am going out.'

Then old Mrs. Rabbit took a basket and her umbrella, and went through the wood to the baker's. She bought a loaf of brown bread and five currant buns.



Handwriting practice paper with a dotted border and 15 sets of three horizontal lines (top solid, middle dashed, bottom solid).

Flopsy, Mopsy, and Cotton-tail, who were good little bunnies, went down the lane to gather blackberries. But Peter, who was very naughty, ran straight away to Mr. McGregor's garden, and squeezed under the gate!




Handwriting practice paper with a dotted border and 15 sets of three horizontal lines (solid top and bottom, dashed middle) for writing practice.


First he ate some lettuces and
some French beans; and then he
ate some radishes; And then,
feeling rather sick, he went to
look for some parsley. But round
the end of a cucumber frame,
whom should he meet but Mr.
McGregor!



Mr. McGregor was on his
hands and knees planting out
young cabbages, but he jumped up
and ran after Peter, waving
a rake and calling out, 'Stop
thief!'



Peter was most dreadfully frightened; he rushed all over the garden, for he had forgotten the way back to the gate. He lost one of his shoes among the cabbages, and the other shoe amongst the potatoes. After losing them, he ran on four legs and went faster, so that I think he might have got away altogether if he had not unfortunately run into a gooseberry net, and got caught by the large buttons on his jacket. It was a blue jacket with brass buttons, quite new.



Peter gave himself up for lost, and shed big tears; but his sobs were overheard by some friendly sparrows, who flew to him in great excitement, and implored him to exert himself.






Mr. McGregor came up with a sieve, which he intended to pop upon the top of Peter; but Peter wriggled out just in time, leaving his jacket behind him.




And rushed into the tool-shed, and jumped into a can. It would have been a beautiful thing to hide in, if it had not had so much water in it.



Mr. McGregor was quite sure that Peter was somewhere in the tool-shed, perhaps hidden underneath a flower-pot. He began to turn them over carefully, looking under each.

Presently Peter sneezed—
'Kertyschoo!' Mr. McGregor was after him in no time.






And tried to put his foot up
on Peter, who jumped out of a
window, upsetting three plants.
The window was too small for
Mr. McGregor, and he was tired
of running after Peter. He went
back to his work.




Peter sat down to rest; he was
out of breath and trembling with
fright, and he had not the least
idea which way to go. Also he
was very damp with sitting in
that can.



After a time he began to wander about, going lippity-lippity—not very fast, and looking all round. He found a door in a wall; but it was locked, and there was no room for a fat little rabbit to squeeze underneath.


An old mouse was running in and out over the stone doorstep, carrying peas and beans to her family in the wood. Peter asked her the way to the gate, but she had such a large pea in her mouth that she could not answer.



She only shook her head at him. Peter began to cry.




Then he tried to find his way straight across the garden, but he became more and more puzzled. Presently, he came to a pond where Mr. McGregor filled his water-cans. A white cat was staring at some gold-fish, she sat very, very still, but now and then the tip of her tail twitched as if it were alive.




Peter thought it best to go away
without speaking to her; he had
heard about cats from his cousin,
little Benjamin Bunny.






He went back towards the tool-shed, but suddenly, quite close to him, he heard the noise of a hoe-scr-r-itch, scratch, scratch, scritch. Peter scuttered underneath the bushes. But presently, as nothing happened, he came out, and climbed upon a wheelbarrow and peeped over. The first thing he saw was Mr. McGregor hoeing onions. His back was turned towards Peter, and beyond him was the gate!



Peter got down very quietly off the wheelbarrow; and started running as fast as he could go, along a straight walk behind some black-currant bushes.


Mr. McGregor caught sight of him at the corner, but Peter did not care. He slipped underneath the gate, and was safe at last in the wood outside the garden.





Mr. McGregor hung up the little jacket and the shoes for a scare crow to frighten the blackbirds. Peter never stopped running or looked behind him till he got home to the big fir-tree.


He was so tired that he flopped down upon the nice soft sand on the floor of the rabbit-hole and shut his eyes. His mother was busy cooking; she wondered what he had done with his clothes. It was the second little jacket and pair of shoes that Peter had lost in a fortnight!



I am sorry to say that
Peter was not very well during
the evening.

His mother put him to bed,
and made some camomile tea;
and she gave a dose of it to Peter!
'One table-spoonful to be taken at
bed-time.'





But Flopsy, Mopsy, and
Cotton-tail had bread and milk
and blackberries for supper.



